

State Library  
OF WESTERN AUSTRALIA

# Annual Report 2021-2022

of the Library Board of Western Australia 70th Annual Report of the Board

# Annual Report 2021–2022

of the Library Board of Western Australia

70th Annual Report of the Board

State Library of Western Australia  
Perth Cultural Centre  
25 Francis Street  
Perth, Western Australia 6000

+61 8 9427 3111  
info@slwa.wa.gov.au

**slwa.wa.gov.au**



@statelibrarywa

The State Library of Western Australia acknowledges the traditional owners of Country throughout Western Australia and their continuing connection to land and culture. We pay our respects to Elders past and present. The Library is honoured to be located on Whadjuk Country, the ancestral lands of the Noongar people.

Aboriginal and Torres Strait readers are advised that this document may contain images of deceased people.

This annual report can be made available in other formats on request. It may be copied in whole or in part for non-commercial purposes provided that the State Library is appropriately acknowledged. Annual reports for previous years can be found at [slwa.wa.gov.au](https://slwa.wa.gov.au)



↑ The front cover is made up of images from some of our most popular social media posts from the last year. The role of the State Library is to collect, preserve and share the stories of Western Australia. Recently the Library has worked hard to utilise social media to share these stories.

The Library has a Twitter feed, Instagram and Facebook pages. The most successful social media channel is currently Facebook. In the last two years, the number of our Facebook followers has increased from 39,000 to over 50,000. The reach has increased from 9.7 million to 15 million and engagement with the posts has increased from 1.9 million to 2.9 million.

We post original stories based on our collection. These stories might come from oral histories, photographic collections or newspapers. They may also be thematically based posts, which are a vehicle to expose our fantastic collection of photographs to a growing audience.

## Statement of Compliance

**To Hon. David Templeman MLA**  
Minister for Culture and the Arts

In accordance with Section 61 of the *Financial Management Act 2006*, and in fulfillment of obligations imposed on the Board by the *Library Board of Western Australia Act 1951*, we hereby submit for your information and presentation to Parliament the Annual Report of the Library Board of Western Australia for the year ended 30 June 2022.

This Report has been prepared in accordance with the provisions of the *Financial Management Act 2006* and *Treasurer's Instructions 903*.

**Hon. John Day**

Chairman  
Library Board of Western Australia  
1 September 2022

**Jenny Archibald**

Vice Chairman  
Library Board of Western Australia  
1 September 2022

# Contents

<b>SECTION 1: INTRODUCTION</b> .....	3	<b>SECTION 6: FINANCIAL STATEMENTS</b> .....	47
Executive summary .....	3	Financial statements .....	48
Chairman’s report .....	8	<b>SECTION 7: KEY PERFORMANCE INDICATORS</b> .....	85
Chief Executive Officer’s report .....	10	Key Performance Indicators .....	86
<b>SECTION 2: OVERVIEW</b> .....	11	<b>SECTION 8: BUDGET ESTIMATES</b> .....	89
Enabling legislation .....	11	Statement of Comprehensive Income .....	90
Responsible Minister .....	11	Statement of Financial Position .....	91
Library Board of Western Australia .....	11	Statement of Cash Flows .....	92
Board Committees .....	12	<b>SECTION 9: APPENDICES</b> .....	93
Agency operational structure .....	12	Service Delivery .....	94
Organisational chart .....	13	Stock .....	95
Performance management framework .....	15		
Shared responsibilities with other agencies .....	16		
<b>SECTION 3: AGENCY PERFORMANCE</b> .....	17		
A State Library for everyone .....	17		
A State Library that embraces digital transformation .....	26		
A State Library that builds skills for the future .....	30		
<b>SECTION 4: SIGNIFICANT ISSUES IMPACTING THE AGENCY</b> .....	36		
<b>SECTION 5: DISCLOSURES AND LEGAL COMPLIANCE</b> .....	37		
Ministerial directives .....	37		
Other financial disclosures .....	37		
Government policy requirements .....	38		
Other legal requirements .....	46		

SECTION 1: INTRODUCTION

# Executive summary

The State Library is a highly valued cultural institution which enriches the lives of all Western Australians by treasuring their stories; building, preserving and sharing physical and digital collections for education, enterprise and recreation, while reflecting the State's rich heritage, diversity and history.

### MISSION

The State Library connects people and ideas. Ideas have always been at the core of libraries – initially contained within books and other publications, but also in motion pictures, music, archives and the spoken word. Libraries have connected people with ideas by creating collections and making them available. In a digital world, information has never been more readily available – the sheer quantity of information available poses questions of capacity, authenticity and relevance. The Library facilitates access for everyone to quality, reliable and authoritative sources of information. The Library's vast and diverse collection is a rich source of information, knowledge and ideas with library staff skilled in connecting the information needs of the community with our collections.

### OUR ORGANISATIONAL VALUES

- ➔ We value Western Australia's unique and diverse stories.
- ➔ We believe knowledge has the power to transform lives and that information should be freely available to everyone.
- ➔ We keep the community at the heart of our decisions about collections, programs and services.



↑ Maawit Mart – dual language English/Noongar Baby Ways book | June 2022

- ➔ We collaborate to benefit the community.
- ➔ We recognise that Western Australia is a large State with diverse needs.

We provide services that are valued by our community through:

- **collections** that tell the stories of Western Australia:
  - creating a collection of international significance about Western Australia;
  - revealing Western Australia's rich history and stories; and
  - leading in collection, preservation and access.

- **connections** that build a trusted knowledge and learning network for Western Australians:
  - leading library and archive services in Western Australia;
  - inspiring creativity and curiosity through services, spaces and events; and
  - playing a vital role in literacy and learning at every stage of life.

The 2021–2022 year was again marked by disruption due to the COVID-19 pandemic, however, the State Library had a number of significant achievements and successes during the year, including those listed below.



Pilkington family | June 2022



Izzy exhibition | January–May 2022



Disrupted Festival of Ideas | June 2022

## ENGAGEMENT

### Western Australian Writers Hall of Fame

Doris Pilkington Garimara AM (1937–2014) was inducted into the Western Australian Writers Hall of Fame in recognition of her significant contribution to literature. Doris was a Martu woman taken from her home at the age of four to join the Moore River Native Settlement. She later used that experience to write of injustice and the strength of connection to Country. Her profoundly Western Australian stories inspired a new generation of Aboriginal writers, influencing the ways in which Western Australians could view themselves through a complex history. Members of the family were able to join the Parliamentary Secretary to the Minister for Culture and the Arts, Hon. Samantha Rowe MLC, at the function to receive the award. In responding to the award, Bernadine and Shari Pilkington spoke passionately of the importance of the recognition of their mother and grandmother's achievement in being inducted into the Hall of Fame.

### 50,000 followers

The success of the State Library's social media presence has continued this year and we passed the milestone of 50,000 followers on Facebook. Most importantly, this has become a key engagement tool for sharing the Library's unique Western Australian collections with posts regularly receiving hundreds of likes and comments. The use of social media allows us to share Western Australian stories and connect with people across the State.

### Izzy Orloff exhibition

The exhibition presented a selection of photographs from the State Library's Abraham 'Izzy' Orloff collection. His photography has long been appreciated for their historical significance in providing a pictorial record of Fremantle and Perth between the World Wars. The exhibition called attention to the importance of Izzy's work, presenting him as an avant-garde photographer whose work provides a Western Australian insight into the modernist turn in photography, which moved photography beyond the studio. More than 21,000 people visited the exhibition.

### Disrupted Festival of Ideas

The 2022 Disrupted Festival returned to a full weekend format and explored the theme of Honesty and Truth. Keynote speakers included Kado Muir, and Tom Tilley and panel sessions explored topics such as aging, gender equality, death and loss. Participant numbers returned to pre-COVID levels with 2,000 people attending in person and online each day.

### Cultural Centre Heal Country – NAIDOC Week

As part of a partnership with the Perth Cultural Centre, the State Library developed a photographic trail throughout the Cultural Centre which featured photographs from its collections to create community awareness of Aboriginal Country across Western Australia.

**PUBLIC LIBRARIES AND LITERACY**

**WA Public Libraries Strategy 2022–2026**

Community consultation on a new WA Public Libraries Strategy was conducted during the year and included a survey that received 750 responses from members of the public as well as feedback from 19 focus groups. The feedback will be reflected in the Strategy which is expected in July 2022, providing a framework for the State Library to engage and prioritise activities with public libraries until 2026.

**Better Beginnings Family Literacy Program**

The State Library’s Better Beginnings Family Literacy Program continues to make a difference to the lives of thousands of Western Australian families. The Minister for Culture and the Arts launched the Better Beginnings Little Fulla Yarns Aboriginal reading pack at Broome Public Library in November 2021. The pack, for families with children aged 2 to 4 years, is based on Aboriginal ways of learning and contains three books by Aboriginal authors, clapsticks, finger puppets, stickers and information to support parents to share the stories with their children.

The Library also worked with the Noongar Language Centre to create a bilingual edition of Better Beginnings’ flagship picture book, *Baby Ways* for families on Noongar land. The Minister launched the dual language Noongar/English *Maawit Mart/Baby Ways* in June 2022.

**STATE LIBRARY COLLECTIONS**

Significant acquisitions during the year included:

**Herbert Turner's diaries**

Herbert Turner (1894–1969) chronicled his daily life during the Great War; from Fremantle with the 11th Battalion in 1915, to France with the 51st in 1916 and the 4th Division Signals Company in 1918. He witnessed the taking of Leane’s Trench at Gallipoli, and the Battles of Messines and The Somme on the Western Front. His meticulous diaries are an extraordinary insight into the experience of war.

**Gōshū shashinchō: tsuketari, Nyū Jirando (planned invasion of Australia and New Zealand)**

A rare album relating to the Japanese Imperial Army's plan to invade Australia and New Zealand during World War II, compiled and issued by the headquarters of the Japanese Rikugun in Jakarta. The album consists of aerial photographs and reproductions of photographs of major geographical and topical features, major cities and industrial infrastructure, such as dams, mines, smelters and factories in Australia and New Zealand.

**Jill Yates’ Perth band posters and handbills from the 1980’s**

A collection of 32 original artworks by Jill Yates includes early poster art for notable bands The Triffids, the Teeny Weenys and other Western Australian artists from the early 1980s. A further 29 print handbills feature material related to bands such as The Scientists, The Victims, Hoodoo Gurus and The Triffids; many of these items are the only known copies in existence.



Disrupted Festival of Ideas




Teeny Weeny’s Broadway Tavern, Nedlands 1980 | BA3226/7



Ngurrawaana Station WA / Tracey Heimberger 2019 | BA3423/15



Notebook with dictionary in Noongar



Preservation of slides from Perth Institute of Film and Television's production of Falcon Island

### Tracey Heimberger collection of photographs

Tracey is an Aboriginal photographer based in the Pilbara. This collection of photographs showcases Aboriginal events in the region and includes NAIDOC events, art exhibition openings, Roebourne Women's Dinners, the opening of the Ganilili Centre in Roebourne (2019), the ACTU Indigenous Leadership Conference in Cairns (2015), Western Australian State Labor Conference (2017) and a muster at Ngurrawaana Station, Western Australia (2019). [BA3423](#)

### Diary containing a record of South West Aboriginal words from the 1830s

Not an acquisition, but a wonderful find in our Western Australian collections was an 1833 dictionary of Aboriginal words with their English language meaning. The seven pages of Aboriginal words from the South-West were discovered during valuation work on the Molloy Family papers. The Molloy's were early settlers in the Augusta and Busselton regions.

### Digitisation of our collections

The State Library continues to digitise its print collections for preservation, and where possible, access online. By digitising items, and making them available online, the need to access potentially fragile originals can be minimised, helping to preserve the originals. During the year, more than 17,700 collection items were digitised.

### Digitisation Centre of Western Australia

Located at the University of Western Australia, the Centre was officially launched in February 2022 to preserve significant and at-risk collections and offers capacity to provide high-end digitisation services for external organisations. As a partner in the Centre, in 2021-2022, the State Library used its sound studio for the digitisation and preservation of the Library's Western Australian analogue sound recordings.

### Online access to eresources

Downloads (loans) of licensed eresources that are made accessible by the State Library in partnership with local governments has grown significantly and has now reached over 2.6 million downloads per annum (up from 1.2 million in 2016-2017). While digital access has increased significantly, there has been no consequent significant reduction in print loans in public libraries.

**FINANCIAL RESULTS AGAINST BUDGET PAPER TARGETS**

Full details of the Library Board's financial performance are presented in the financial statements section of this report. The following table summarises actual financial performance against targets for 2021-2022.

**Key elements of the Library Board's financial performance**

	2021-2022 Target <sup>(a)</sup> (\$'000)	2021-2022 Actual (\$'000)	Variation (\$'000)
Total cost of services (expense limit) (sourced from Statement of Comprehensive Income)	31,025	30,958	67
Net cost of services (sourced from Statement of Comprehensive Income)	29,870	28,208	1,662
Total equity (sourced from Statement of Financial Position)	143,752	172,662	28,910
Net increase / (decrease) in cash held (sourced from Statement of Cash Flows)	(620)	118	738
Approved salary expense level	11,559	11,150	409

**Table: Key elements of the Library Board's financial performance**

(a) As specified in the 2021-2022 agency resource agreement

The variation in total equity is due to revaluation increment which was not reflected in the original budget paper for the reporting period. The Heritage collections revaluation was the main cause for the increase in total equity.

The variation in Net cost of services is mainly due to the impairment losses reversed of \$1.496 million which is treated as other income.

The variation in Net increase in cash held is mainly due to expenses being accrued but not paid before the end of 2021-22. Supplies and Services and Accommodation were the major contributor to this increase.

**Working cash targets**

The following table summarises actual working cash results against targets for 2021-2022.

	2021-2022 Agreed limit (\$'000)	2021-2022 Target (a)/ Actual (\$'000)	Variation (\$'000)
Agreed working cash limit (at Budget)	1,471	1,471	N/A
Agreed working cash limit (at Actuals)	1,421	245	-1,176

**Table: Key elements of the Library Board's working cash**

(a) As specified in the original 2021-2022 agency resource agreement.

As the approved working cash limit is the maximum level of cash required to meet Commitments, the Library Board met all payments for recurrent services within the agreed limit.

**KEY PERFORMANCE INDICATORS AGAINST BUDGET PAPER TARGETS**

Full details of the Library Board's Key Performance Indicators are presented in Section 7 of this report. The following table summarises actual indicator performance against targets for 2021-2022.

	2020-2021 Target	2020-2021 Actual	Variation
<b>Outcome 1: The Western Australian community has access to the State Library's collections, services and programs.</b>			
Key effectiveness indicators:			
Number of State Library accesses.	9,619,290	7,958,954	-17%
Percentage of visitors who are satisfied with State Library services.	95.00%	94.93%	-0.07%
Service 1: State Library Services			
Key efficiency indicator:			
Cost per State Library access.	\$1.42	\$1.82	\$0.40
<b>Outcome 2: The Western Australian community engages with public library collections, services and programs.</b>			
Key effectiveness indicator:			
Percentage of Western Australians that are a member of a public library.	37.5%	37.9%	0.4%
Service 2: Public Library Services			
Key efficiency indicator:			
Average cost of State Government support for public library services per public library member.	\$17.47	\$16.20	-\$1.27



## SECTION 1: INTRODUCTION

# Chairman's report



**I am pleased to be presenting my fourth Annual Report as Chairman of the Library Board of Western Australia.**

**While the disruption caused by the COVID-19 pandemic continued to bring us challenges in 2021-2022, it also highlighted how well State Library staff pull together to support each other and adapt to ever changing circumstances.**

**With minimal disruption to services members of the public receive, the State Library continues to connect people and ideas, in both the physical and digital realms.**

This stable service provision during turbulent times was overseen by former CEO and State Librarian, Margaret Allen PSM, who retired in March 2022. Margaret served in this role for more than 17 years, guiding the agency through significant change. When Margaret joined the State Library in 2004, it was predominantly a place of books and physical collections and over time she harnessed resources and technology to lead the State Library into the digital age.

Margaret was central in progressing Western Australian legal deposit legislation, which ensures the works of authors and publishers will be preserved for future generations. She also led ground-breaking initiatives, including the Better Beginnings Family Literacy Program which has achieved significant outcomes in supporting the development of literacy in children

from birth, and the Storylines Online Archive which builds and maintains an online database of digitised heritage material from the Library's collections relating to Aboriginal history. She was integral to the development of a world-leading National eDeposit scheme (NED) that gives publishers and creators an online portal to deposit publications satisfying State and Commonwealth legal deposit requirements and ensuring the long-term preservation and availability of Western Australian digital publications. Recently, Margaret was an instigator of Untapped, a project that has made more than 150 Australian out-of-print classic Australian books available as ebooks, ensuring that our literary heritage is available for future generations.

Margaret also represented Western Australia as a valued member of National and State Libraries

Australasia (NSLA), contributing countless hours to different committees, projects and working groups. Margaret's service to the library profession has been recognised with a Fellow of the Australian Library and Information Association in 2014 and an Australian Public Service Medal in 2019. Most recently, in 2022, the Australian Library and Information Association (ALIA) bestowed Margaret with the prestigious HCL Anderson Award for outstanding service to the library and information profession in Australia.

Margaret's legacy speaks for itself. On behalf of the Board, I extend my sincere gratitude to Margaret for her hard work and dedication to the people of Western Australia.

It was pleasing to welcome Catherine Clark as the new CEO and State Librarian in April 2022. Catherine

is a skilled leader who brings with her more than 30 years' experience working in complex library and information service environments. I look forward to working with Catherine over the coming years.

As a strong advocate for the revitalisation of the Perth Cultural Centre, I am excited to see plans unfold for the \$35 million redevelopment of the space. The project will see the Perth Cultural Centre transformed into a connected, thriving and welcoming precinct that connects the State Library, WA Museum Boola Bardip, Art Gallery of Western Australia and the State Theatre Centre. We look forward to working with the Department of Local Government, Sport and Cultural Industries to see this project progress.

We were pleased to be joined by Parliamentary Secretary to the

Minister for Culture and the Arts, the Hon. Samantha Rowe MLC, to celebrate the Western Australian Premier's Book Awards at a function on 17 June 2022. These awards support, develop and recognise excellence in Western Australian writing. Importantly, at the ceremony the Western Australian writer, Doris Pilkington Garimara AM (1937-2014), was inducted into the Western Australian Writers Hall of Fame. Doris was recognised for her legacy of cultural understanding and transformational knowledge through her writing.

An important consultation process occurred during March and April 2022 to gather feedback from community members and organisations on a new WA Public Libraries Strategy. The Strategy aims to ensure that Western Australian public libraries continue to be a living force for equity, diversity and inclusion that change lives by nurturing literacy, facilitating digital inclusion, supporting wellbeing

and contributing to stronger and more connected communities and economic and employment outcomes. The information gathered through this process will inform the final version of the Strategy, which will be released early in 2022-2023.


I also take this opportunity to acknowledge outgoing Board Members for their significant contribution – Martin Clery and Andrew Hammond. We've benefited greatly from their experience and expertise.

With their departure and other vacancies, I have great pleasure in welcoming four new Board Members – Michelle Brennand, Dene Cranwell, Anna Moulton and Constance Wiebrands. I look forward to working with Michelle, Dene, Anna and Constance.

I extend my thanks to the Minister for Culture and the Arts, the Hon. David Templeman MLA for his ongoing support of the Library. My gratitude

also to others including my Library Board colleagues, CEO and State Librarian Catherine Clark, volunteers, supporters and, importantly, our staff who continue to demonstrate their commitment every day.

It is so important to our community that the State Library and public libraries welcome and are freely accessible to people of all ages, cultures, beliefs, educational attainment and social and economic circumstances. I encourage you to visit your State Library, either in person or online, for research, study, life-long learning, enterprise or recreation.



**Hon. John Day**

Chairman of the Library Board of  
Western Australia

## SECTION 1: INTRODUCTION

# Chief Executive Officer's report



**I am delighted to submit my first report as the Chief Executive Officer and State Librarian of the State Library of Western Australia.**

**Since commencing in the role in April 2022, I have been privileged to learn about the wonderful contribution that the State Library makes to the Western Australian community and am relishing the opportunity to work with our staff and stakeholders in developing and delivering 21st century library services as well as ensuring the safekeeping of our generational legacy of Western Australian Heritage collections.**

I would like to thank and acknowledge Margaret Allen PSM for the significant contribution she made to the Western Australian community as CEO and State Librarian for the last 17 years. The State Library has benefited greatly from Margaret's commitment to our organisation and her passion for the benefits that libraries can bring to communities.

Like most organisations, the State Library was challenged in 2021-2022 as we faced the uncertainty of the COVID-19 pandemic. While we saw a resulting reduction in numbers of visits to the State Library building, our online content provision via public libraries is proving to be extremely popular with more than 2.6 million online eresource loans during the year. We reached a significant milestone via our social media activity this year with 50,000 Facebook followers and, more importantly, a reach of 12 million

people (the total number of unique people who have seen State Library posts in their newsfeed, or on the State Library page). This community connection with our collections through social media is extending us into new audiences around the State and beyond.

Libraries have a long history of listening to their communities and responding to their needs and we continued this tradition by completing significant community consultation this year in relation to what we choose to acquire for our Western Australian collections as well as for the new WA Public Libraries Strategy. Combining this community consultation with data analysis will help us appropriately shape our services into the future.

As we embark on drafting our new Strategic Plan for implementation in the 2023 calendar year, we can reflect on how far the State Library has come

since the current plan was drafted five years ago. Our focus on collecting, preserving and sharing unique and valuable Western Australian collections; ensuring a vibrant and active State Library building; and partnering to advocate for and support our State's 232 public libraries will be the value that we bring to the Western Australian community.

In all our activities, we are fortunate to be supported by a committed and active Library Board, and to be led by a dedicated and engaged Chairman, the Hon. John Day. The support and counsel of the Board has been very much appreciated.

Thank you to the Minister for Culture and the Arts, the Hon. David Templeman MLA, and to the Director-General, Department of Local Government, Sport and Cultural Industries, Lanie Chopping, for warmly welcoming and supporting

me as a newcomer to the State Government sector.

My sincere thanks to the Library staff and volunteers for their commitment, dedication and flexibility in what has been a challenging year. Our agency's success is due to the efforts of all Library staff who can feel rightly proud of what they have achieved in a particularly disrupted year.

A handwritten signature in black ink that reads "Catherine Clark". The signature is written in a cursive, flowing style.

**Catherine Clark**  
CEO and State Librarian

## SECTION 2: OVERVIEW

## Overview

## ENABLING LEGISLATION

The Library Board of Western Australia is constituted under the authority of the *Library Board of Western Australia Act 1951*, listed as a Statutory Authority in Schedule 1 of the *Financial Management Act 2006* and is subject to the provisions of the *Public Sector Management Act 1994*.

## RESPONSIBLE MINISTER

The Hon. David Templeman MLA, Minister for Culture and the Arts, is responsible for the Library Board of Western Australia which has oversight

of the management of the State Library of Western Australia.

## LIBRARY BOARD OF WESTERN AUSTRALIA

The *Library Board of Western Australia Act 1951* states that the Board shall consist of 13 members. Eleven are appointed by the Governor for four years and are eligible for renomination at the end of their term of appointment. Two Board members are Ex Officio with representatives from the Department of Local Government, Sport and Cultural Industries and the Department of Education.

Four new members were appointed to the Board since 1 July 2021; Anna Moulton (August 2021), Michelle Brennand (August 2021), Constance Wiebrands (November 2021) and Dene Cranwell (March 2022).

Martin Clery resigned from the Board in March 2022 and was replaced by Dene Cranwell. Andrew Hammond resigned from the Board on 31 March 2022 and the replacement process is underway.

In 2021–2022, the Board met on six occasions and carried out its responsibilities in line with relevant legislation, the *Library Board Charter* and *Code of Conduct*.

Board members do not receive remuneration for their service.

## BOARD MEMBERS AT 30 JUNE 2022

Position title	Member name	Type of appointment	Term of appointment	Period of membership in 2021–2022
Chairperson	<b>Hon. John Day</b>	Ministerial appointment under Section 5(3)(a) of the Library Board Act	Appointed in 2019 Term ends 2023	01/07/2021–30/06/2022
Vice Chairperson	<b>Councillor Jenny Archibald</b>	City of Fremantle, representative under Section 5(4)(c) of the Library Board Act	Appointed in 2018 Term ends 2022	01/07/2021–30/06/2022
Member	<b>Michelle Brennand</b>	WALGA representative under Section 5(4)(d) of the Library Board Act	Appointed in 2021 Term ends 2025	10/08/2021–30/06/2022
Member	<b>Lanie Chopping</b>	Department of Local Government, Sport and Cultural Industries under Section 5(3) of the Library Board Act	Appointed in 2021 Ex Officio	01/07/2021–30/06/2022
Member	<b>Martin Clery</b>	Department of Education under Section 5(3) of the Library Board Act	Appointed in 2012 Term ended 2022	01/07/2021–13/03/2022
Member	<b>Dene Cranwell</b>	Department of Education under Section 5(3) of the Library Board Act	Appointed in 2022 Ex Officio	14/03/2022–30/06/2022
Member	<b>Matthew Gilfellon</b>	WALGA representative under Section 5(4)(f) of the Library Board Act	Appointed in 2020 Term ends 2024	01/07/2021–30/06/2022
Member	<b>Colleen Hayward AM</b>	Ministerial appointment under Section 5(3)(a) of the Library Board Act	Appointed in 2021 Term ends 2025	01/07/2021–30/06/2022
Member	<b>Sally Morgan</b>	Ministerial appointment under Section 5(3)(a) of the Library Board Act	Appointed in 2021 Term ends 2025	01/07/2021–30/06/2022
Member	<b>Anna Moulton</b>	Ministerial appointment under Section 5(3)(a) of the Library Board Act	Appointed in 2021 Term ends 2025	10/08/2021–30/06/2022
Member	<b>Paul Nielsen</b>	WALGA representative under Section 5(4)(e) of the Library Board Act	Appointed in 2020 Term ends 2024	01/07/2021–30/06/2022
Member	<b>Wayne Scheggia</b>	Ministerial appointment under Section 5(3)(a) of the Library Board Act	Appointed in 2020 Term ends 2024	01/07/2021–30/06/2022
Member	<b>Constance Wiebrands</b>	ALIA representative under Section 5(4)(a) of the Library Board Act	Appointed in 2021 Term ends 2025	16/11/2021–30/06/2022

## BOARD COMMITTEES

The Library Board has three committees to assist in the performance of its functions. Membership of Committees at 30 June 2022:

Committee	Purpose	Chair	Member Name	Executive Officer	Observers
Finance – met four times during the year	Assists in the effective discharge of the Board's statutory financial responsibilities and provides strategic advice on key performance measures and financial matters associated with the strategic objectives and operations of the Library.	Constance Wiebrands	Jenny Archibald Dene Cranwell	CEO and State Librarian	Director Strategic and Corporate Services Chief Finance Officer
Audit and Risk – met four times during the year.	Oversees the audit and risk management functions of the Library.	Matthew Gilfellon	Wayne Scheggia John Day	CEO and State Librarian	Office of the Auditor General Director Strategic and Corporate Services Internal Auditor
Policy and Legislation – met once during the year.	Advises on matters effecting Board legislation and Library policy.	Michelle Brennand	Paul Nielsen Colleen Hayward	CEO and State Librarian	Manager Policy and Research

## AGENCY OPERATIONAL STRUCTURE

The State Library is responsible to the Library Board of Western Australia through the CEO and State Librarian who is the Executive Officer of the Board. The Library is a portfolio agency within the Department of Local Government, Sport and Cultural Industries.

### STATE LIBRARY OF WESTERN AUSTRALIA'S STRATEGIC PLAN

The State Library's *Strategic Plan 2018–2022* is about connecting people with information and ideas.

The key objectives are:

- ➔ A State Library for everyone.
- ➔ A State Library that embraces digital transformation.
- ➔ A State Library that builds skills for the future.

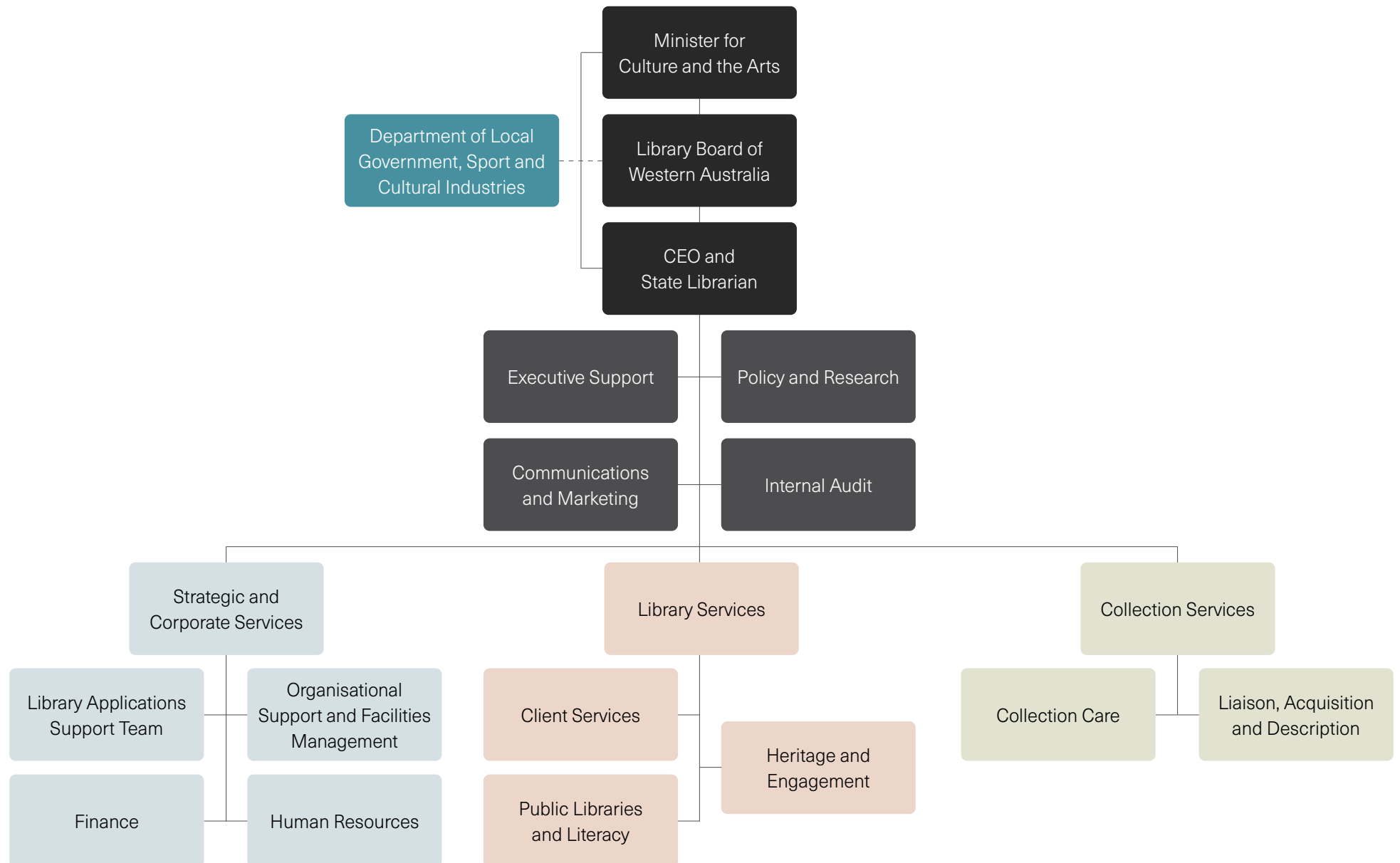
More information about the Library's Strategic Plan can be found at [slwa.wa.gov.au](http://slwa.wa.gov.au)

Achievements against the Plan are detailed in Section 3 of this report.

Matthew Gilfellon, Dene Cranwell, Hon. John Day, Wayne Scheggia, Catherine Clark, Michelle Brennand | May 2022



ORGANISATIONAL CHART



**EXECUTIVE MANAGEMENT AT 30 JUNE 2022****Catherine Clark**

*CEO and State Librarian  
(from 1 April 2022)*

Executive Services manages internal audit, strategic governance support, marketing and communications and support services to the CEO and State Librarian and the Library

Board. This includes providing policy advice and research support on issues and trends relevant to the State Library and Library Board. The Executive Services area is responsible for providing advice to the Minister for Culture and the Arts.

**Daniel Rozas Nunez**

*Acting Director Collection  
Services*

Collection Services leads the development and management of the State Library's physical and digital collections and associated data, through collection activities and systems

encompassing acquisition, processing, storage, preservation, digitisation, distribution and access. The Directorate also manages the acquisition of materials for 232 public libraries across the State (including the Indian Ocean Territories). Rural and remote local governments are further supported with the selection and management of materials for their public libraries.

**Chris Penwald**

*Director Strategic and Corporate  
Services*

Strategic and Corporate Services supports the agency in the areas of financial management and budget planning, human resource services, library

management systems and building management. Some information and communication technology services and human resources services, building maintenance services, payroll and financial processing are provided in collaboration with the Department of Local Government, Sport and Cultural Industries.

**Susan McEwan**

*Director Library Services*

Library Services delivers services to the community which inspire creativity and curiosity and play a vital role in literacy and learning at every stage of life. The Directorate is responsible for

the interpretation of and community engagement with Western Australian heritage collections and supports clients, whether online or visiting the building, with specialist library and research services and educational programs based on the Library's extensive and rich collections. Early literacy development is supported by the Better Beginnings Family Literacy Program and Western Australian public libraries are supported with advice, training and professional development opportunities.

**Administered legislation and other key legislation**

Legislation and Regulations administered by the Library Board:

- ➔ *Library Board of Western Australia Act 1951*
- ➔ *Library Board (Conduct of Proceedings) Regulations 1955*
- ➔ *Library Board (Registered Public Libraries) Regulations 1985*
- ➔ *Library Board (State Library) Regulations 1956*
- ➔ *Legal Deposit Act 2012*
- ➔ *Legal Deposit Regulations 2013*

Other key legislation impacting on the Library included:

- ➔ *Auditor General Act 2006*
- ➔ *Disability Services Act 1993*
- ➔ *Equal Opportunity Act 1984*
- ➔ *Emergency Management Act 2005*
- ➔ *Financial Management Act 2006*
- ➔ *Freedom of Information Act 1992*
- ➔ *Industrial Relations Act 1979*
- ➔ *Minimum Conditions of Employment Act 1993*
- ➔ *Procurement Act 2020*
- ➔ *Public Interest Disclosure Act 2003*
- ➔ *Public Sector Management Act 1994*
- ➔ *Salaries and Allowances Act 1975*
- ➔ *State Records Act 2000*
- ➔ *State Superannuation Act 2000*
- ➔ *Work Health and Safety Act 2020*
- ➔ *Workers Compensation of Injury Management Act 1981*

The Western Australian Government declared a State of Emergency in response to COVID-19 on 15 March 2020 and this has been extended into this reporting period. The declaration was enabled through Section 56 of the *Emergency Management Act 2005*.

### National Redress Scheme

The National Redress Scheme is a Commonwealth Government program focused on providing redress to victims of child sexual abuse. In 2021-2022, the Library responded to 502 requests for information from the National Redress Scheme, about the same demand as the previous year. The Library provides access to records in its collections to assist redress processes in accordance with the *National Redress Scheme for Institutional Child Sexual Abuse Act 2018*.

### Performance Management Framework

The Government's goals are supported by the Library's *Strategic Plan 2018-2022*. Specific achievements against these outcomes are detailed in the Agency Performance section of this report.

### Changes to outcome-based management framework

The State Library's outcome-based management framework was not changed for 2021-2022.

### Outcome-based management framework





**SHARED RESPONSIBILITIES WITH OTHER AGENCIES**

The State Library shares responsibilities/cross agency initiatives as follows:

- ➔ Works with **Department of Local Government, Sport and Cultural Industries** as a portfolio agency and offers space in the State Library building to Department staff including **Aboriginal History WA** and the **State Records Office of Western Australia**.
- ➔ Provides workplace training and support to school-based **Public Sector Commission** traineeship participants.
- ➔ Shares a library management system with the **Department of Health** libraries.
- ➔ Partners with Western Australian **local governments** (including Australia's Indian Ocean Territories) to deliver public library services and family literacy programs.
- ➔ Delivers the Better Beginnings family literacy program through public libraries, in partnership with **local governments, Child and Adolescent Community Health, WA Country Health Service, the Department of Primary Industries and Regional Development** and the **Department of Education** (through Child and Parent Centres); and in collaboration with the **Department of Justice** and the Adult Migrant English Program delivered by **North Metropolitan TAFE**.
- ➔ Worked with the **Department of Justice** visiting a number of prisons to showcase and engage Aboriginal people within the prison system with the State Library's Storylines Online Archive, providing both digital literacy outcomes and connection to family history.

- ➔ Partners with the **Office of Digital Government** and a range of State Government agencies in the development of the Digital Inclusion Blueprint and initiatives to support digital inclusion and skills in Western Australia through public libraries.
- ➔ Partners with State and Commonwealth Government agencies and not-for-profit organisations to assist clients to access government services online and develop digital skills through the eConnect service. Agencies include Department of Immigration, Human Services, **Legal Aid, Consumer Protection, Uniting WA** and Australian Red Cross.
- ➔ Delivers information and reference services to officers of the **Department of the Premier and Cabinet, Department of Treasury, Department of Finance** and the **Public Sector Commission**.

The State Library partners and collaborates with other Perth Cultural Centre institutions as follows:

- ➔ Up until 31 March 2022, administratively responsible for the **State Records Office of Western Australia** providing support with preservation services, marketing, finance and human resources. The State Records Office continues to use spaces within the Library building for storage, offices and service delivery to clients. The two agencies share a *Disability Access and Inclusion Plan and Multicultural Plan*.
- ➔ Shares internal audit resources with the **Art Gallery of Western Australia** and the **Western Australian Museum**.

- ➔ Provides collocated information services with the **State Records Office** and **Aboriginal History WA** meaning clients of all three organisations can access published materials and private archives from the J.S. Battye Library of West Australian History and Government records from the State Records Office. Access and research services for Aboriginal historical records is also available.
- ➔ Partners with the **Western Australian Museum, The University of Western Australia, Curtin University, Murdoch University, Edith Cowan University** and **The University of Notre Dame Australia** to deliver the services of the Digitisation Centre of Western Australia.
- ➔ Provides storage for **Perth Theatre Trust's** Museum of Performing Arts collection.
- ➔

### SECTION 3: AGENCY PERFORMANCE

#### A STATE LIBRARY FOR EVERYONE

Key achievements against the State Library's *Strategic Plan 2018–2022*.

#### A STATE LIBRARY FOR EVERYONE

- ➔ Create services and events that engage and inspire communities and celebrate their diversity.
- ➔ Develop collections that reflect the interests and ambitions of Western Australians.
- ➔ Provide spaces that are dynamic, safe and inclusive with resources and connections to stimulate research, creativity and curiosity.
- ➔ Enhance our reputation as a pre-eminent and welcoming destination within the Perth Cultural Centre.

#### STATE LIBRARY BUILDING

The State Library building is located in the Perth Cultural Centre and open to the public:

Monday to Thursday	9:00am–8:00pm
Friday	9:00am–5:30pm
Saturday and Sunday	10:00am–5:30pm
Public Holidays	Closed

Hundreds of thousands of Library collection items are available online 24 hours a day, every day of the year.



2021 Western Australian Premier's Book Awards | June 2022  
L-R Catherine Clark, Shirley Marr, Nandi Chinna, Hon. Samantha Rowe MLC; Elfie Shiosaki, Mariah Sweetman

#### EXHIBITIONS AND OTHER PUBLIC EVENTS

Free exhibitions and events are held throughout the year at the State Library. Most exhibitions feature items from the Library's vast collections.

#### WESTERN AUSTRALIAN PREMIER'S BOOK AWARDS

The Awards are Western Australia's peak awards for writers and focus on supporting local writers.

The following winners of the 2020 Western Australian Premier's Book Awards were announced at the State Library 25 August 2021:

- ➔ Western Australian Writer's Fellowship (\$60,000) – Sisonke Msimang.
- ➔ Premier's Prize for an Emerging Writer (\$15,000) – *Fathoms: The World in the Whale* by Rebecca

Giggs (Scribe Publications).

- ➔ Premier's Prize for Writing for Children (\$15,000) – *How to Make a Bird* written by Meg McKinlay and illustrated by Matt Ottley (Walker Books Australia).
- ➔ The Daisy Utemorrhah Award for Unpublished Indigenous Junior and Young Adult Fiction (\$15,000 and publishing contract with Magabala Books) – *Dirran* by Carl Merrison and Hakea Hustler.

The following winners of the 2021 Western Australia Premier's Book Awards were announced at the State Library on 17 June 2022:

- ➔ Western Australian Writer's Fellowship (\$60,000) – Nandi Chinna



Original artwork by Johnny Warrkatja Malibirr from *Little Bird's Day*



World Press Photo 2021 Exhibition | August 2021



Florette activities | September 2021

- ➔ Premier's Prize for an Emerging Writer (\$15,000) – *Homecoming* by Elfie Shiosaki (Magabala Books)
- ➔ Premier's Prize for Writing for Children (\$15,000) – *A Glasshouse of Stars* by Shirley Marr (Penguin Random House Australia)
- ➔ The Daisy Utemorrhah Award for Unpublished Indigenous Junior and Young Adult Fiction (\$15,000 and publishing contract with Magabala Books) – *Robert Runs* by Mariah Sweetman.

#### DISRUPTED FESTIVAL OF IDEAS

The 2021 Festival was a series of monthly talks rather than a full weekend program due to the COVID-19 pandemic. Six sessions were held from July to December 2021 on topics including: *Thanks for the Bits! Gaming in Society*, *Raise the Age*, *Ask Me Anything!*, *Voices Unravelling*, *Future of Work* and *System Failure: Health and Legal Systems for Trans and Gender Diverse People*. All sessions had an Auslan interpreter.

The 2022 Festival on 18 and 19 June, explored the theme of Honesty and Truth with keynote speakers including: Kado Muir, Tom Tilley and Laureate Professor Veena Sahajwalla. Panel sessions included *Aging Disgracefully*, *Talking About Death Won't Kill You* and *Who Run Da World*. All sessions had an Auslan interpreter. 3,635 attended in person and 2,450 people have viewed sessions online.

#### LITTLE BIRD'S DAY EXHIBITION

Showcased the original artwork by Johnny Warrkatja Malibirr from the award-winning picture book *Little Bird's Day* – written by Sally Morgan and published by Broome-based Indigenous publisher Magabala Books.

#### WORLD PRESS PHOTO EXHIBITION

The internationally acclaimed travelling exhibition featured the best in photojournalism from around the world including photographs from 45 photographers across 28 countries.

In conjunction with the exhibition, documentary photographer and World Press Contest jury member Davina Jorgi discussed photojournalism with Dr Toni Wilkinson from Curtin University. Davina and Toni shared thoughts on issues related to representation in photojournalism in the World Press Photo Contest, exhibition and beyond.

#### FLORETTE – A GARDEN OF GREEN

In partnership with Awesome Arts as a part of the AWESOME International Festival of Bright Young Things.

Exhibition, interactive installation, online public talk and school workshops featuring Australian author, illustrator and designer Anna Walker and her picture book *Florette*. More than 10,000 people attended the exhibition and a series of school workshops attracted 410 participants. Original artwork from the book has been acquired by the State Library.

### LIMEN – AT THE FENCE WITH STOLEN GENERATIONS SURVIVORS

In partnership with Curtin University – Team Missions Connect.

Installation and exhibition showcasing the work of Curtin University's Stolen Generations Immersive Hub Missions Connect Project. *Limen – At the Fence* shared the stories of Bibblemun-Kaneang woman Edith De Giambattista (nee Smith), Wilman-Koreng-Kaneang man Tony Hansen and Koreng-Nyungar man Tim Flowers through a virtual reality recreation of the Carrolup-Marribank mission, a QR-coded interactive portrait experience and a fence art installation. The exhibition was named the winner of the 2021 WA Heritage Awards – Interpretation Project.

Professor Reena Tiwari led a public talk with Jim Morrison, the Chair of the Western Australian Stolen Generations Aboriginal Corporation, about the award-winning project. Survivors shared stories about the missions and the impact of the project on their lives. The session was presented in partnership with Curtin University and Bringing Them Home WA.

### PERFECTLY POSH! ILLUSTRATIONS BY GABRIEL EVANS

Presented Western Australian illustrator Gabriel Evan's gouache and watercolour illustrations from the picture book *A Perfectly Posh Pink Afternoon Tea* by Coral Vass. A series of school and school holiday workshops led by the artist were attended by 1,170 participants. Original artwork from the book has been acquired by the State Library.

### WA REFLECTIONS – OUR HISTORY REDISCOVERED

A series of short films were produced in partnership with Screenwest with public screening events held in July and August 2021 allowing audiences to explore the films in more detail through discussion with the filmmakers.

#### ***That's How it Goes I S'pose***

Screening and panel discussion with filmmaker Melle Branson, photographer Roger Garwood and Anne Brake from the National Trust.

#### ***Murder on the Dancefloor***

Featured a public address by The Honourable Kim Beazley AC; Governor of Western Australia and a panel discussion with filmmakers Louise Bertoncini, Dumi Mashinini and historian Caroline Ingram. The film is about a 1925 real-life murder on the dancefloor in the Ballroom of Government House.

#### ***Reflections of Iwanoff***

A screening of the film and a demonstration of the virtual reality experience of the same name, as well as a panel discussion with filmmakers Justin McCardle and Gareth Lockett, Restoration Australia host Stuart Harrison and Iwanoff expert Warren Andersen.

#### ***Rolling Through Time***

Screening and panel discussion with filmmaker Jake Blackburn, sound designer Ned Beckley and Fremantle historian Mike Lefroy.



**Limen** exhibition | November 2021



**Perfectly Posh!** exhibition | April 2022



**WA Reflections – Murder on the Dance Floor** | August 2021



Sketchbook Project exhibition | April 2022



Activities in The Story Place | 2022



Julie Raffaele | July 2021



Chloe Bartram | January 2022

### THE CITY BEAUTIFUL – WILLIAM BOLD AND THE DEVELOPMENT OF PERTH

The State Library's Senior Subject Specialist, John Hughes, gave a talk on the life and times of William Ernest Bold who contributed to the 'City Beautiful' movement that moulded the development of Perth in the 1920s and 1930s.

### ANNUAL BACKYARD BOOK FAIR

In partnership with the Society of Children's Book Writers and Illustrators (SCBWI Australia West).

A full day family event showcasing new and emerging talent in children's literature.

### SKETCHBOOK PROJECT

In partnership with Propel Youth Arts WA.

An exhibition from the *Sketchbook Project* featuring the work of youths aged 12 to 25 from across the State during the Pivot and Kickstart Festivals in National Youth Week.

### GOOLOGOOLUP NAIDOC SCREENINGS – THE DREAMING

In partnership with Screenarts.

Throughout NAIDOC week 2021, the award-winning animated series *The Dreaming* was screened. The animated stories share Aboriginal and Torres Strait Islander knowledge about Country, society, lore and respect for cultural diversity.

### STORY TIME, PLAY TIME AND STEM IN THE STORY PLACE

The Story Place is the State Library's learning and activity space for children and their families or carers. It aims to build early literacy skills by encouraging families to share stories and to learn and play with their children every day. This year, STEM in the Story Place sessions were added, exploring Science, Technology, Engineering and Maths (STEM) with a range of hands-on activities and experience for families to explore and engage with.

### JAMES SYKES BATTYE MEMORIAL FELLOWSHIP

The Fellowship was established in 2006 with support from the Leah Jane Cohen Bequest to enhance the understanding of Western Australia through research based on the collections of the J.S. Battye Library of West Australian History.

Julie Raffaele completed her Fellowship in 2021 on *The Smelter's Camp: A Contemporary History*. The Smelter's Camp was a transient people's campsite that existed for over half a century among the dunes of Cockburn Sound. Julie's Fellowship unearthed the identities of many of the people who lived in the camp as well as more information about the social history associated with the camp.

Chloe Bartram was awarded the Fellowship for 2022 for *Flies and skies: a Desert Discovery of Starlight, Wallal, the 1922 Solar Eclipse Expedition*. Her Fellowship will explore the global ramifications of the 1922 Wallal expedition to witness a solar eclipse. In August 1922, a local and international astronomical

delegation left Fremantle aboard the SS Charon. With much fanfare, and telescopes in tow, the astronomers made the journey up the coast and inland to the remote Wallal Downs (Nyangumarta Country). Their goal was to witness the solar eclipse, photograph starlight and further prove Albert Einstein's theory of General Relativity. Chloe Bartram will utilise the Library's extensive photographic archive to re-explore the expedition and find contemporary relevance to the 100-year-old journey.

**STORYLINES ONLINE ARCHIVE FOR ABORIGINAL HISTORY**

Since its inception in 2013, the State Library's Storylines Online Archive has played a pivotal role in providing a safe and responsive keeping place for Aboriginal people in accessing the Library's heritage collections. Material identified as sensitive, secret, or sacred can be restricted or removed in a flexible and responsive way allowing for Aboriginal knowledge and terminology to be added to the Library's collections.

Throughout the year the Storylines team focused on growing the archive of 13,000 individual photographs and 177 collections and its capabilities to provide family history information. The Library continues to work to identify people pictured, with more than 6,700 people now identified.

Multiple significant collections have been added to Storylines in the last year including material relating to Warburton (Kerry Pitt collection [BA3099]), Sister Kate's Children's Home, (Vera Whittington collection of photographs [BA2620], Miss P.R. Lefroy and people

at or connected with Sister Kate's, Queens Park [4363B]) and the Kimberley region (Allan Richardson collection [BA318], William Edward Wright collection of slides [BA1639]).

Storylines is also working with historian Neville Green to process his important collection of images and works relating to Western Australian Aboriginal people.

Each month, Aboriginal Family History workshops are conducted in the State Library.

Storylines is available at [storylines.slwa.wa.gov.au](http://storylines.slwa.wa.gov.au)

**EDUCATION PROGRAM**

The State Library's continued engagement with the education sector resulted in 8,600 students participating in workshops and other activities in 2021-2022, compared to 5,600 in the previous year. The education program is based on the Library's extensive Western Australian Heritage collections.

Due to the continuing impact of COVID-19, the Library launched online workshops which were delivered to schools across the State. Specialist workshop events and professional development sessions were delivered online and in person. These featured authors and illustrators whose works are part of the Library's Dr Peter Williams Collection of Artworks from Australian Children's Books – Anna Walker, Gabriel Evans and Frané Lessac. Online delivery of workshops and events have been very popular with over 40 classes registering and more than 2,400 students participating online from across the State.



Worora women labouring at Kunmunya Mission c1920 | BA318/96/202



Frané Lessac Retrospective – The Art of the Story | July 2022



Peter Williams donating Shaun Tan's Cicada sculpture



Studio 001 Creative Co-working Space



FamilyHistoryWA Volunteers | September 2021



Checking pages of the 1942 Japanese invasion plan

### FAMILY HISTORY

Providing assistance with family history continued to be a valued State Library service in 2021–2022. Online resources including *Ancestry Library Edition*, *Find My Past* and *Trove* were extremely popular. The availability of access from home to *Ancestry Library Edition* continued for State Library members until 31 December 2021. Since then, access has been available by visiting the State Library or one of many public libraries throughout the State. The provider of *Ancestry Library Edition* generously made the popular resource available online from home during the COVID-19 pandemic.

There were 1.1 million searches on *Ancestry Library Edition* by State Library and public library members during the year, a decrease of 12 percent from the previous year.

FamilyHistoryWA volunteers, based in the Library, answered 1,446 enquiries this year. Library staff also deliver popular monthly family history talks and tours.

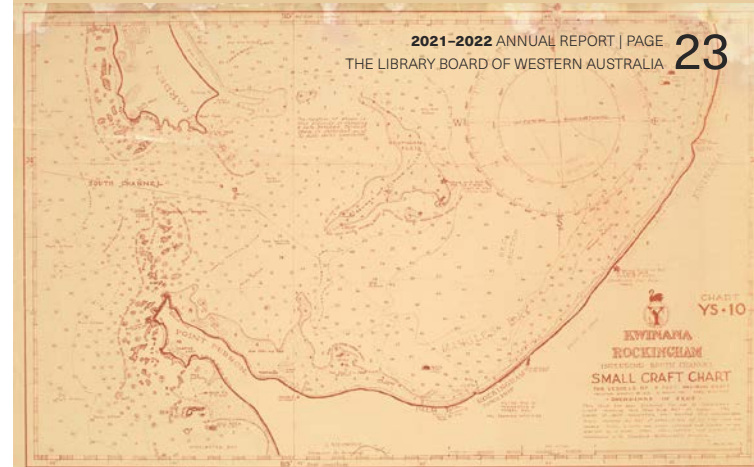
### STUDIO 001

Studio 001 is the State Library's co-working space for budding researchers, emerging creatives and start-up enthusiasts from all fields who collaborate, experiment, design and engage with the community. The space is named after the Dewey Decimal System's classification for 'knowledge'.


During the year, 24 clients used the Studio for projects, meetings and workshops.

Projects undertaken in Studio 001 included:

- ➔ Development of a television series on asexuality for teens and young adults.
- ➔ Formation of a new community group developing their mission, vision, values and projects, and researching grant applications to provide a safe space for people of Latin American origin or descent living in Perth. Their aim was to share stories, express identity, and build community connections within their community.
- ➔ Research into new regulatory measures that facilitate responsible gambling online;
- ➔ Creation of a new consultant base freelancers' marketplace, where users can access quality advisors and mentors and access one-on-one connections to various organisations, entities, and localities.
- ➔ Development of an artificial intelligence (AI) platform that analyses, follows and predicts coffee production along the value chain, from tree to cup, providing food and beverage companies with traceability and integrity through Blockchain.



Yacht Surveys from the 1950s and 60s | MAPR000407



Reginald James Walters, the Sphinx and Pyramid of Cheops, Egypt 1915 | BA3355/2

## CLIENT FEEDBACK

The State Library conducts quarterly client surveys to gather feedback on collections, services and facilities. During the year, a total of 490 in person visitors completed surveys.

Overall, satisfaction levels remained high in 2021–2022, with 95 percent of respondents satisfied with the Library's services and facilities. Staff performance also remained very high (85 percent), as did satisfaction with the Library's resources, particularly the book collections (87 percent) and archival materials (79 percent).

The survey found that the most common reason people visited the Library was to study (34.5 percent), followed by accessing the internet for free (25.5 percent). The largest number of respondents were aged 18-24 (19 percent), closely followed by those aged 25-34 (17.5 percent).

Aside from the formal client survey, the State Library encourages all clients to provide feedback on Library collections, services and facilities. Feedback is received in many forms, including printed and online forms, email and letters. In 2021–2022, 168 clients provided written feedback including 30 compliments, 35 suggestions and 100 complaints.

The topics of complaints was broad; including the behaviour of other Library clients, the friendliness of staff, public computers being out of order and the Government requirement to wear masks in the Library. The Library responds to all complaints.

## COLLECTIONS

The following significant items were added to the State Library's Heritage collections during the year.

### Llewellyn Idriess OBE (1890-1979) papers

This collection consists of an unpublished manuscript detailing a trip from Perth to the Kimberley in the 1930s; a copy of *Across the Nullarbor* with handwritten corrections and annotations; and both handwritten and typed manuscripts about the Aboriginal people of the North Kimberley region, published in the *Adelaide Advertiser* as *Stone Age Men in Far North Wilds* in 1935. ACC10468A

### South West Aboriginal Studies Project

Collection of copies of 250 photographs that were part of a travelling exhibition of photographs and genealogical charts displayed in Mt Lawley, Albany, Narrogin and Bunbury in 1978. Through research and interviews, the Project assembled a substantial database of genealogical, oral and photographic information regarding the Noongar people of the State's South West.

### Yacht Surveys from the 1950s and 60s

Six rare original yachting surveys of Western Australia hand drawn by Larry Lawrance for the series *Yachting Surveys of WA*. The charts including, Rottnest Island, Thomson Bay, Fremantle to Rottnest, Cockburn Sound and Safety Bay were drawn for small craft.





Palmerston Weekly Journal | 1861

### Palmerston Weekly Journal

This internationally significant handwritten journal was written on the ship *The Palmerston* in (1860–1861) which carried convicts to Western Australia providing insight into the age and its darker accompaniment, the transportation of prisoners to the colonies.



Connections Nightclub posters

### Sara Drake's map art prints

Map art prints which showcase Sara Drake's unique combination of painting, sculpture and modelmaking of tactile maps of Western Australia. The original three-dimensional maps have been photographed and printed using archival ink.

### Nic Duncan collection of photographs

This collection of photographs features Leonora, Kookynie, Ravensthorpe, Hopetoun, Kalgoorlie and Boulder by a multi-award-winning photographer who lives in Denmark, Western Australia.

### John Oldham AM papers

Western Australia's first Government Landscape Architect in the 1950s. This collection includes Oldham's hand-written personal notes on index cards, maps and plans.

### Dr Philip Playford – WAPET papers

Playford is the author of several books including: *The Life and Times of Dirk Hartog* and *Carpet of Silver: The Wreck of the Zuytdorp*. This collection covers his involvement with the Zuytdorp wreck and other Dutch East India Company (VOC) vessels. It includes

original correspondence files, detailed research into the Zuytdorp including details on its recovery, research into the Aboriginal interactions with Dutch explorers, photographs, maps, diagrams, plans and cassette tapes.

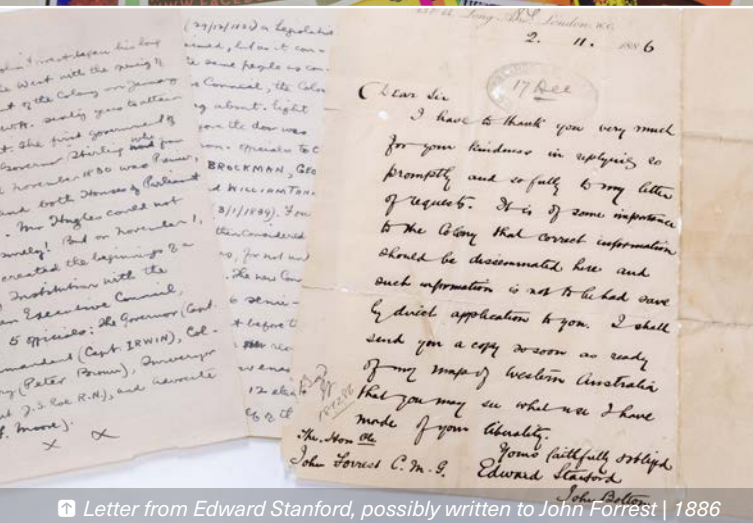
### Reg Walters collection

Walters came to Western Australia with his family in the mid-1890s. He became a signwriter and served with the Western Australian 10th Light Horse Regiment as a regimental artist. The collection consists of photographs, a diary and souvenir cards.

### Oral history program

The State Library continues to grow its significant collection of Western Australian oral histories. Highlights of recorded interviews added this year include:

- ➔ **Community and Connections: LGBTQIA+ stories in Western Australia.** This project evolved in consultation with Connections Nightclub's Tim Brown and captures the digital stories of 11 leading figures in the history of LGBTQIA+ activism and community awareness in Western Australia. [OH4579](#)
- ➔ **The Greens (WA) 30th Anniversary History Project.** On 1 January 2020, the Greens (WA) turned 30. To celebrate, a group of Greens (WA) volunteers undertook 58 interviews with longstanding members of the party and its present and past politicians. [OH4662](#)



Letter from Edward Stanford, possibly written to John Forrester | 1886



📍 Panorama of Garden Lake, Rottnest Island / Reg A. Lambert, 1964 | BA3350

### ➔ **Royal Perth Museum Oral History Project.**

Funded jointly by the Royal Perth Hospital Museum and the State Library, this collection captures first-hand accounts and unique stories of the State's longest-serving public hospital. [📄 OH4625](#)

- ➔ **Parliamentary Oral History Program.** As part of a longstanding relationship with Western Australian Parliament, oral histories of former parliamentarians and parliamentary staff are recorded every year. These in-depth interviews are completed over an extended period and multiple sessions. Former parliamentarians can choose to have their oral history embargoed or made available online via the State Library's catalogue. With recording schedules affected by COVID-19 in the last year, two interviews with Clive Brown and Colin Barnett are currently being progressed.

### **VALUATION OF HERITAGE COLLECTIONS**

In accordance with *Accounting Standard AASB 116*, the State Library is required to undertake an independent full valuation of Western Australian Heritage collections every five years. In the interim years, a desktop valuation is used to determine market variation.

In 2020–2021, the Library conducted a full valuation of its Heritage collections using a combination of sampling techniques and per unit values. This approach provided a robust and scientifically sound methodology for valuing large collections of formats including photographs, newspapers, Western Australian books, film, sound recordings and printed music. Significant items were individually valued and all valuations were carried out by a range of experienced independent valuers.

Following last year's full valuation, 2021–2022 was an interim year, and the Library engaged experienced valuers to carry out a desktop valuation, including assessing market variation for high value items.

Although there were no tangible market variations, some collection populations changed from the previous year due to ongoing review and improvements in methodologies for counting collections. As a result, the value of Western Australian Heritage collections decreased in 2021–2022 by \$2,252,913 to \$97,408,972.

### **PRESERVING AND MANAGING COLLECTIONS**

The Conservation team ensure Western Australia's cultural and documentary collections are preserved and have treated more than 435 items in the past year. In addition, 141 objects were prepared for display in State Library exhibitions, providing public access to new acquisitions and collection items usually stored for preservation.

A selection of items conserved include:

- ➔ Panorama of Garden Lake, Rottnest Island [📄 BA3350](#)
- ➔ Joan Dowson papers [📄 MN 3452 ACC 10637A/41](#)
- ➔ Wroth family papers [📄 ACC 2290A/7](#)
- ➔ Wheatbelt Aboriginal Corporation collection of photographs relating to the Moore River Native Settlement [📄 BA3039](#)
- ➔ Deckchair Theatre collection of photographs [📄 BA3299 /168-171, 279-282](#)
- ➔ Frederick Edwin Murphy collection of photographs [📄 BA308](#)
- ➔ Iwan Iwanoff architectural plans and papers [📄 ACC 4400A](#)
- ➔ Rubaiyat of Omar Khayyam, the astronomer-poet of Persia with an accompaniment of drawings by Elihu Vedder [📄 F00233](#)

**SECTION 3: AGENCY PERFORMANCE****A STATE LIBRARY THAT EMBRACES DIGITAL TRANSFORMATION**

Key achievements against the State Library's *Strategic Plan 2018–2022*.

**A STATE LIBRARY THAT EMBRACES DIGITAL TRANSFORMATION**

- ➔ Improve how the community discovers, uses and shares our collections.
- ➔ Build community skills to critically evaluate information in an unregulated online world.
- ➔ Expand our digital reach, capability, collections and services to the level of our capabilities with traditional collections.



**Untapped – Australian Literary Heritage Project | December 2021**

**UNTAPPED – THE AUSTRALIAN LITERARY HERITAGE PROJECT**

Incredulously, most Australian books ever written are now out-of-print and unavailable to readers. That includes local histories and memoirs, beloved children's titles – and even winners of our most glittering literary prizes.

Untapped was a collaboration between authors, libraries and researchers to bring back to life some of these lost literary treasures. The collection includes books by great Western Australian authors including Dave Warner, Katherine Susannah Prichard, T.A.G. Hungerford, Steve Hawke and Tom Flood.

Ebooks of titles have been made available on popular online services including Borrowbox and Libby (Overdrive). Ebooks on these services are available free to any member of the State Library or

any of the 232 public libraries in Western Australia. The ebooks have also been deposited in the National edeposit scheme, NED, meaning they will be available online for future generations.

Since Untapped launched in December 2021, more than 6,000 downloads (loans) of 162 titles have been made by readers from Western Australia (60 percent of all downloads in Australia). Nine Untapped titles have been downloaded more than 100 times each. The most popular Western Australian authors have been Dave Warner and Katherine Susannah Prichard.

There are now plans to add to the titles on offer and to make available printed copies of 150 of the titles. The project will have travelled full circle, bringing significant Australian literature back into print.

More information about Untapped can be found at


🌐 [untapped.org.au](https://untapped.org.au)



1 eConnect space, Ground Floor | 2022



1 Midland Railway Co of WA, Midland Junction 1951 | 223595PD



1 Polus Antarcticus / Apud G. Valk et P. Schenk Amstel | 1700

## ECONNECT SERVICE

The State Library's eConnect service helps bridge the digital divide and supports community members to build their digital literacy skills and access government information and services online.

eConnect supported 1,257 enquiries in 2021–2022. During the year, there was an increase in use of the service with requests for assistance to access COVID-19 vaccination certificates and set up and use the ServiceWA app. Other enquiries included support for:

- ➔ accessing government information and services including Centrelink, Medicare and MyGov;
- ➔ navigating government related travel requirements including G2G passes and access to information regarding visas and immigration;
- ➔ basic computer skills and help with using personal digital devices; and
- ➔ support for setting up and using information communication technologies such as email accounts.

Not-for-profit partners including Legal Aid and Uniting WA collaborated with the Library to provide monthly information stalls between July and November 2021, providing an opportunity to connect clients to information on topics such as financial wellbeing and community legal services.

## DIGITISATION

Digitisation is the process of converting information from a physical to a digital format. During the year, more than 17,700 collection items were digitised for preservation and to make them available online. Digitised items included:

- ➔ Sam Lovell photographs [BA2947](#)

- ➔ Hole in the Wall Theatre collection of photographs [BA3422](#)
- ➔ Louisa Clifton drawings [ACC 4034A/1-7](#)
- ➔ John Buckland photographs of Western Australian railways [BA3450](#)
- ➔ East Perth Railway Station and Public Transport Centre, Western Australia [218918PD](#)
- ➔ Panoramas of Kalgoorlie [1494B](#)
- ➔ Polus Antarcticus [MAPR0000397](#)
- ➔ Country Week cricket souvenir: a record of each Country Week since the inception in 1907 [796.3587 COU](#)

## NATIONAL EDEPOSIT (NED)

National edeposit (NED), which was launched in August 2019, is a collaboration by member libraries of the National and State Libraries Australasia (NSLA). This world-leading approach to digital collecting enables publishers to meet their National, State or Territory legal deposit obligations by depositing copies of digital publications into a single online portal. By doing so, the Nation's published digital documentary heritage is collected, preserved, and made accessible to current and future generations.

Over nearly three years, from June 2019 to April 2022, State Library staff deposited 49,350 Western Australian publications into NED, consisting predominantly of community, self-published and government publications including: community newsletters, school annual reports and Western Australian State Government publications. Where a publisher makes them available these publications can be found via Trove [trove.nla.gov.au](#) or the State Library's catalogue [encore.slwa.wa.gov.au](#)

**PANDORA – PRESERVING AND ACCESSING NETWORKED DOCUMENTARY RESOURCES OF AUSTRALIAN COLLABORATION**

The State Library contributes significant Western Australian internet websites and content to PANDORA, Australia’s web archive, meaning this information is preserved as a snapshot in time for future generations. During the year, the Library archived 227 websites representing more than 50 gigabytes of data including:

- ➔ 2022 Australian Federal Election Campaign  
[webarchive.nla.gov.au/collection/19334](https://webarchive.nla.gov.au/collection/19334)
- ➔ Coronavirus (COVID-19) Pandemic and Australia, 2020–2022  
[webarchive.nla.gov.au/collection/17818](https://webarchive.nla.gov.au/collection/17818)
- ➔ Jiwarli (blog about the now extinct Jiwarli language traditionally spoken in the north west of Western Australia) [bit.ly/3vnxP3D](https://bit.ly/3vnxP3D)
- ➔ Protect Aboriginal Cultural Heritage WA  
[bit.ly/3oGGkmF](https://bit.ly/3oGGkmF)
- ➔ Fortescue Future Industries [bit.ly/3PI5XPR](https://bit.ly/3PI5XPR)
- ➔ How many days since the Bayswater Bridge has been hit? [bit.ly/3Q0qj6C](https://bit.ly/3Q0qj6C)

PANDORA content is searchable via Trove  
[trove.nla.gov.au](https://trove.nla.gov.au)

**ACCESS TO PRE-1955 WESTERN AUSTRALIAN NEWSPAPERS ONLINE**

The State Library partners with the National Library of Australia in a digitisation program to make available all Australian newspapers that are no longer in copyright (generally those published prior to 1955) and that can be freely used or repurposed by anyone.

During the year, the Library completed the digitisation of 27 Western Australian newspaper titles (51,801 pages) including: the *Daily News*; *Dalgety’s review: A Weekly Record of Pastoral, Agricultural, Commercial and General Information*; *The Standard: A Church Paper for the Diocese of Perth*; *Freelance*; *Victoria Park News*; *The Farmers’ Weekly*; *The Guardian*; *The Harvey-Waroona Mail*; *Bailey’s Weekly* and *The Preston Mail and District Advocate*.

Digitised newspapers are available via Trove  
[trove.nla.gov.au](https://trove.nla.gov.au)

**ACCESS TO ONLINE ELECTRONIC RESOURCES**

The State Library added subscriptions to IBISWorld Australia and New Zealand Enterprise Profiles and EBSCO Flipster Magazines to the current selection of online resources. All online resources are free to access for anyone with a State Library membership. Some of the 120 online resources available via the Library’s website include: *Ebook Central*, *PressReader*, *The West Australian Archive Digital Editions*, *CSIRO Publishing*, *Gale Virtual Reference Library*, *Ancestry Library Edition*, *Find My Past*, *Migration to New Worlds*, *uTalk*, *Naxos Music Library*, *Oxford Music Online* and *ProQuest Central*. [slwa.wa.gov.au](https://slwa.wa.gov.au)

During the year, Library members conducted over one million searches across the online resources, downloading more than 696,000 publications or articles.



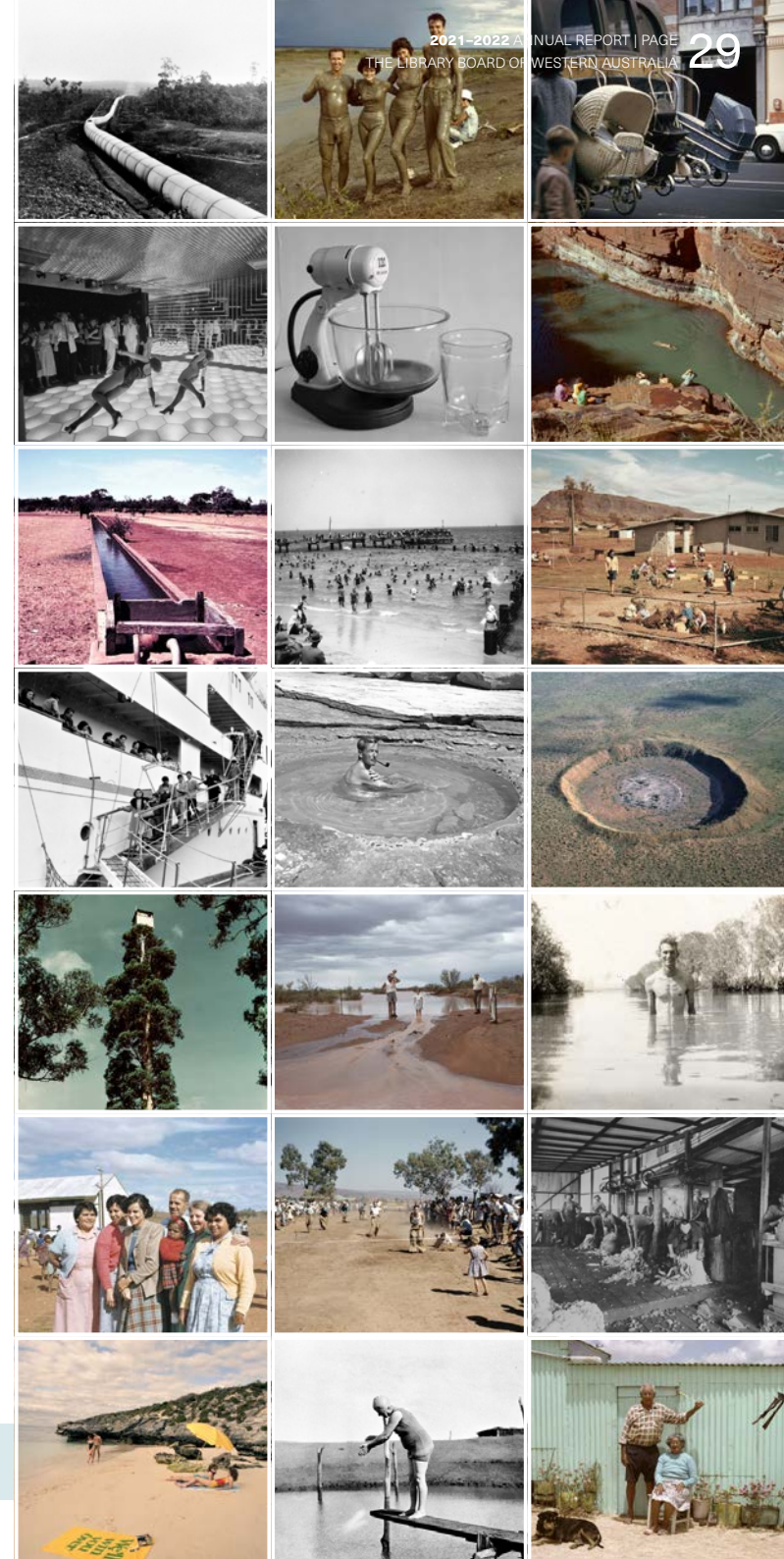
Greens Party donation handover | February 2022



Welcome Desk, State Library of WA



Junior resources from Languages Other than English collection



### MEDIA AND SOCIAL MEDIA ENGAGEMENT

As the COVID-19 pandemic continues to impact on the way people engage with State Library services and collections, the Library continues to increase its engagement with members of the public via social media channels, especially Facebook. Social media posts support people learning more about our State, its natural beauty, man-made landmarks, significant events and how our cities and towns have changed over time. Popular posts have featured famous Western Australians including artists, musicians, architects and explorers alongside ordinary people with extraordinary stories.

The Library's Facebook page continued to grow in terms of followers, engagement and reach. Reach is the number of people that can potentially see a post and engagement is when someone actively does something with a post, for example liking or sharing it, or making a comment.

- **Followers** 52,478 in 2021-2022 compared to 39,638 in 2020-2021.
- **Engagement** 2.4 million in 2021-2022 compared to 1.9 million in 2020-2021.
- **Reach** 15 million in 2021-2022 compared to 9.7 million in 2020-2021.

The Library was also active in radio broadcasting media, with the continuation of weekly interviews with Dr Kate Gregory on ABC Radio Perth's *History Repeated* program and a regular slot on the 6PR *Remember When* show. The regular ABC radio

presentation, *History Repeated*, promotes the scope, use and value of both State Library and State Records Office of Western Australia collections. This media engagement has been successful with clients regularly visiting the Library to access the materials discussed. The radio programs have also been developed into online and in-print media articles.

### FUNDRAISING AND PEERS OF THE STATE LIBRARY

In 2021-2022, more than \$7,300 was raised through fundraising initiatives. The following generous donors were named Peers of the State Library:

- Douglas Corker
- Nigel D'Cruz
- Nick Drew
- Elizabeth Frayne
- Roslynn Membrey
- Emeritus Professor Margaret Nowak AM
- Frederick Sim
- Dr Kerry Smith AM
- Dr Pamela Statham-Drew
- Dr Peter Williams

Peers of the State Library are individuals who support the Library through cash donations of \$250 or more for the purpose of enriching and promoting its collections and for the benefit and enjoyment of the people of Western Australia. The program encourages individuals to play a valuable role in the growth of the State Library by committing to an annual donation.

## SECTION 3: AGENCY PERFORMANCE

## A STATE LIBRARY THAT BUILDS SKILLS FOR THE FUTURE

Key achievements against the State Library's *Strategic Plan 2018-2022*.

## A STATE LIBRARY THAT BUILDS SKILLS FOR THE FUTURE

- ➔ Enable lifelong literacy and learning for all Western Australians.
- ➔ Develop our staff to be future focused, flexible and equally capable in traditional and digital environments.
- ➔ Reflect Western Australia's diverse communities in our services and staff.



 Little Fulla Yarns pack

**BETTER BEGINNINGS FAMILY LITERACY PROGRAM**

Since 2004, the State Library has delivered the award-winning Better Beginnings Family Literacy Program with its important messages of reading stories, playing, talking and singing to children from birth.

During 2021-2022, 27,114 reading packs were distributed to public libraries and community child health nurses for families with a new-born baby. This represented 87 percent of new-born babies in Western Australia. 22,908 *Sing With Me!* reading packs were also distributed to public libraries for families with a two-year-old, and 37,493 kindergarten reading packs were distributed, representing 98 percent participation by schools and childcare centres with a kindergarten.

Election commitment funding was made available to enable further development of the Better Beginnings program in the Kimberley and Pilbara regions to ensure more equitable access to the program, particularly for Aboriginal and culturally and linguistically diverse families.

Further election commitment funding was made available for an annual funding program for community-led early literacy initiatives, with grants to be administered by the Library. The first round of Better Beginnings grants in March 2022 received 60 applications from community organisations and local public libraries.

Better Beginnings is funded by the State Library, the Department of Primary Industries and Regional

Development, Western Australian local governments and Rio Tinto. The program is delivered in partnership with local governments (through public libraries), Child and Adolescent Community Health, WA Country Health Service, and the Department of Education. The program is supported by the Department of Justice (Corrective Services) and the Department of Communities.

### SUPPORT FOR THE WESTERN AUSTRALIAN PUBLIC LIBRARY NETWORK

The State Library provides support to local governments across the State for the provision of public library services including the provision of shelf-ready library materials in a mix of physical and digital formats, advice and training together with the provision of systems for the management of the public library services.

During the year 277,781 items (including 259,522 new items) were sent to refresh local public library collections throughout Western Australia, including the Indian Ocean Territories. The service ensures that all libraries across the State continue to have a regular supply of new library materials for their clients.

### WA PUBLIC LIBRARIES STRATEGY

A key outcome of the first *WA Public Libraries Strategy*, released in 2017, was the introduction of the *Public Library Funding Allocation Model* which came into effect on 1 July 2021. The model enables metropolitan and large regional local governments to have more autonomy in decision making about how they spend State funding delivered via the State Library. It also redirects State Library support to smaller regional and remote local governments as

well as capacity building and contract management to support the entire network.

Under the model, metropolitan and large regional local governments can apply for up to 20 percent of their allocated State funding as a cash grant to spend on library priorities including technology, programs and new services.

Two grant streams support smaller regional and remote local governments to implement library technologies and programs based on technology and to encourage promising practice. In addition to these grants, \$100,000 of State funding was redirected to provide additional resources, such as ebooks, targeting the needs of regional and remote local governments.

During the year, seven metropolitan and larger regional local governments received \$83,810 to fund library priorities other than physical public library materials. For smaller regional and remote local governments, \$98,528 was distributed to 25 local governments to support public computers, public wi-fi access, internet connections and digital inclusion programs to address community needs.

The ServiceWA app launched in January 2022, resulted in public libraries being inundated with requests for assistance with the app from members of the public. Advocacy from Public Libraries WA, and subsequent financial support from State Library and the Department of Local Government, Sport and Cultural Industries resulted in grants being made available to support public libraries to assist their communities to set up and use the ServiceWA app. A total of \$276,958 was distributed to 61 local governments.



1 Ravensthorpe Community Resource Centre and Library



2 Hillview Intercultural Community Centre



3 Fremantle Library





Belmont Hub



Online resources



Free access to computers

In August 2020, State and Local Government agreed to commence work on a new *WA Public Libraries Strategy 2022–2026* to continue the development of public libraries in Western Australia. Public Libraries WA, the peak body representing public libraries in Western Australia, led consultation with stakeholders resulted in a draft strategy comprised of three pillars:

- 1. Libraries Strengthening Communities.** Library service development is led by the community and supported by collaborative partnerships across government, community and industry to support community outcomes:
  - literacy and lifelong learning;
  - individual and community wellbeing and resilience; and
  - stronger and more connected communities.
- 2. Digitally Inclusive Libraries.** Libraries empower Western Australians to participate in a digital society and economy by:
  - providing free and universal access to computers, the internet and emerging technologies;
  - building digital skills and confidence; and
  - facilitating streamlined access to State-wide library services.
- 3. Public Libraries Valued as an Essential Community Asset.** The community, government, library partners and stakeholders have a common understanding of the impact and value of public library services, enabling more informed decisions on strategic and sustainable investment in community-focused public library services.

Community consultation affirmed the three pillars and their associated outcomes. The draft strategy will be put forward for approval by Western Australian Local Government Association (WALGA) State Council, the Library Board of Western Australia and the Minister for Culture and the Arts in July 2022.

### PUBLIC LIBRARY ONLINE RESOURCES

State Library and Western Australian public library staff work together to negotiate State-wide consortia licence arrangements to make online resources available to all local public library members. This year a new online service, Hoopla, was provided alongside Libby (OverDrive), BorrowBox and Online Book Club. Approximately one million unique titles were made available across multiple formats including: ebooks, eaudiobooks, emagazines, ecomics, streaming motion pictures and music.

This year, there was a two percent increase in the use of online resources by public library members State-wide with 2.6 million items downloaded. Downloads of ebooks increased by 7 percent to 1.28 million and downloads of eaudiobooks increased by 19 percent to 1.23 million. Downloads of issues of emagazines increased 4 percent to 0.345 million. In total, there were more than 38,000 new users of BorrowBox, Libby and Hoopla during the year.

The licensing of Hoopla and the purchase of additional copies of titles on BorrowBox and Libby was in response to the increased usage of online resources since COVID-19 with State funding for physical public library materials being diverted to online resources.



State Library building | 2021



Rhyme Time in the Story Place



Students attending the Education Program

The latest titles made available on the State-wide Online Book Club included Alka Joshi’s *The Henna Artist*, Jeffrey H. Jackson’s *Paper Bullets* and Amy Reed’s *Nowhere Girls*. The titles were downloaded (or borrowed a physical copy of the title) by 790 public library members to read and discuss in online forums. This is an increase in participation of 220 percent from when the first Online Book Club titles were launched in January 2021.

### TRENDS IN PUBLIC LIBRARY USAGE

The State Library coordinates the collection of statistical data from all Western Australian local public libraries, however data for 2021–2022 will not be available until late 2022.

Information gathered for 2020–2021 showed an increase in counts for loans of online resources, like ebooks and eaudiobooks, the number enquiries and the number of members of public libraries State-wide. COVID-19 continues to impact the way members of the public use public library services and the level of in person engagement. Many clients visit or use the services of a public library for purposes other than borrowing library materials, such as attending library programs and events for children and adults, studying

and accessing the internet. In addition, with the availability of online resources at home and via mobile devices, many public library clients chose to visit their public library online rather than in person.

	2019–2020	2020–2021	
Loans of physical items	11,222,713	11,288,505	↑
Loans of online resources	2,799,175	3,157,584	↑
Visitors in person and online	12,132,280	11,211,173	↓
Enquiries	1,398,345	1,438,615	↑
Members	1,007,161	1,027,405	↑
Number of library programs offered to clients	30,479	27,966	↓
Number of clients attending programs	836,656	427,723	↓

Public library statistics are reported nationally via National and State Libraries Australasia (NSLA).


[nsla.org.au/news/2020-21-annual-public-library-statistics](https://nsla.org.au/news/2020-21-annual-public-library-statistics)



Read WA collection



Online resources



Large print and audiobooks

### TRAINING FOR PUBLIC LIBRARY STAFF

The State Library provides training for public library staff via an online learning platform. Sixteen online courses were available for library officers with 140 local government staff completing these during the year. In addition, an online help desk handled 1,580 enquiries from local public library staff in 2021-2022.

The State Library also hosted and ran online sessions addressing topics of interest to local public libraries including: *Opportunities for All Abilities*, *Summer Reading Challenge*, *Community Led Libraries*, *Sharing the State Library's Library Management System*, and *Introduction to Libby (Overdrive)*. Thirteen sessions were attended online by 340 public library staff.

### LITERACY MATTERS

The State Library collaborates with Government departments and community organisations to deliver the State Library's *Literacy Matters: Literacy Strategy 2017-2027*, working with community leaders and organisations such as Read Write Now, United Way WA and the Polly Farmer Foundation to identify gaps in literacy service provision and promote awareness of existing services.

In 2021-2022, the Library focused on a relationship with the Department of Justice to visit a number of prisons to showcase and engage Aboriginal people within the prison system with the Library's Storylines Online Archive, which provides both digital literacy outcomes and connection to Aboriginal family history.

### READ WA COLLECTION

Launched in December 2021, the Read WA collection is a curated selection of 2,000 popular Western Australian books, DVDs and audiobooks available for viewing in the State Library building and for loan to Library members.

### VISABILITY

The State Library provides funding support for VisAbility to provide library services for people who are blind, vision impaired or who have a print disability making books and other print materials accessible to individuals in their preferred format, such as talking books, braille or large print. VisAbility also has a large digital audiobook library for people with a print disability that is available directly from VisAbility or via any Western Australian local public library.

VisAbility provides their library services directly to more than 4,200 people with a print disability across the State. In 2021-2022, VisAbility Library loaned more than 51,000 items to their members via postal and download services. Two training workshops were held with Wanneroo and Kwinana public libraries. These sessions provide training opportunities to local government staff and members of the community about the services and support available from VisAbility.

## NATIONAL AND STATE LIBRARIES AUSTRALASIA (NSLA)

Ten member libraries representing the National, State and Territory libraries of Australia and the National Library of New Zealand are committed to achieving more by working together. Member libraries share strategic thinking, expertise and specialist solutions to increase productivity and achieve better outcomes.

The State Library of Western Australia continues to allocate staff resources to participate in all 11 NSLA projects, working groups and communities of practice. Most significantly during the year:

- ➔ NSLA confirmed its commitment to offer the Australian Institute of Aboriginal and Torres Strait Islander Studies (AIATSIS) CORE cultural learning online training and to continue to embed *Aboriginal and Torres Strait Islander Library, Information and Resource Network Protocols* to all practices around collecting, describing, storing and providing access to Aboriginal and Torres Strait Islander collections.
- ➔ A First Nations Advisory Group, comprising First Nations staff from across NSLA libraries, has been established to provide advice and guidance to other NSLA groups and communities of practice.
- ➔ The Heads of Collections Group reviewed recommendations from a Contemporary Indigenous Collections Audit, and explored issues around the collection of online

publications, including the archiving of internet content.

- ➔ The eResources Consortium secured access to commercial online databases for NSLA libraries, aiming to simplify and improve licensing arrangements, maximise efficiency, innovation and sustainability and look at making databases more widely available to all Australians.

More information about NSLA can be found at

🔗 [nsla.org.au](https://nsla.org.au)

### RESTRICTED ACCESS TO AUSTRALIAN STANDARDS

Many Australian Standards are written into Federal, State and Local Government legislation and often community-wide access to them is required for enterprise, innovation, health and wellbeing. The State Library and National and State Libraries Australasia (NSLA) partners have a long and difficult history of negotiating with Standards Australia, and its distribution partners, for equitable community access to Australian Standards.

Library staff continue to participate in consultation instigated by Standards Australia and the Government around better access to Australian Standards. NSLA libraries continue to reject proposals from Standards Australia distribution partners on the grounds of equity of access (to the public) at a reasonable cost (to libraries). This has led to Australian Standards not being available from the State Library (and other National, State and Territory libraries across Australia) since 2018.

The Library continues to purchase hard copies of Australian Standards to meet community needs (either for use in the State Library building or on inter library loan to local public libraries State-wide), but this interim solution falls short of providing equitable access to all Western Australians, especially those living in rural and remote locations.

Premier's Circular 2021/07 *Subsidiary Legislation Attachment 1*, states that Australian Standards referenced in legislation must be made available to the public free of charge. During the year, the State Library entered into an agreement with the the Department of Mines Industry Regulation and Safety's Building and Energy division (DMIRS) for assistance in providing access to 139 hard copy Standards prescribed in regulations for the gas and electricity sectors. The agreement with DMIRS represents the first formal arrangement with a State Government agency to provide access to Australian Standards.

### RESTRICTED ACCESS TO POPULAR ONLINE WESTERN AUSTRALIAN NEWSPAPERS

Access to the current day's *The West Australian*, *Sunday Times* and twenty other regional newspapers is limited to within the State Library building for both the physical and online copies. Since Seven West Media removed their online newspaper titles from the licensed PressReader online resource in 2021, current issues of these newspapers have not been accessible remotely by members of the Library.

**SECTION 4: SIGNIFICANT ISSUES IMPACTING THE AGENCY**

- ➔ To meet growing community demand for online access to information in a digital format, the State Library is increasing its capacity to collect, create and manage digital format materials and skill its workforce accordingly. There is a pressing need for a digital preservation management system to store, preserve and make accessible these digital materials for future generations.
- ➔ The State Library is working with its local government partners to develop a new *WA Public Libraries Strategy 2022-2026* for the continued development of the State's public library network. The strategy focuses on the value of public libraries in the community and the central role they play in achieving whole-of-government outcomes for digital and social inclusion and providing literacy and learning opportunities to improve the wellbeing of Western Australians.
- ➔ In March 2021, the incoming Government made an election commitment of \$1 million dollars over five years to support the equitable delivery of the Better Beginnings Family Literacy Program in Kimberley and Pilbara regions. The focus of the first year of this funding has been to ensure appropriate systems and processes are in place to support this expansion. A further \$1 million dollars was committed over four years to provide for the delivery of a grants program to fund the delivery of early literacy programs by public libraries and community groups. In the first year, fifteen grants to the value of \$196,330 were funded (from made \$200,000 available) to a range of local public libraries and community organisations.



↑ The Minister for Culture and the Arts, Little Fulla Yarns launch, Broome Public Library | Nov 2021

## SECTION 5: DISCLOSURES AND LEGAL COMPLIANCE

**MINISTERIAL DIRECTIVES**

No Ministerial directives were received during the year.

**OTHER FINANCIAL DISCLOSURES****Pricing policies of services provided**

All fees and charges are reviewed annually according to approved methodologies and adjusted in line with Department of Treasury advice. Fees and charges for services provided and for venue and equipment hire and copying of collection items are available on the Library's website [slwa.wa.gov.au](https://slwa.wa.gov.au)

[slwa.wa.gov.au/plan-my-visit/services/printing-copying-scanning#costs](https://slwa.wa.gov.au/plan-my-visit/services/printing-copying-scanning#costs)

[slwa.wa.gov.au/plan-my-visit/services/order-copy#current-prices](https://slwa.wa.gov.au/plan-my-visit/services/order-copy#current-prices)

[slwa.wa.gov.au/venues#venue---equipment-fees](https://slwa.wa.gov.au/venues#venue---equipment-fees)

**Capital works expenditure summary**

Capital expenditure in 2021-2022 totalled \$1.219 million against a total revised budget of \$1.225 million. Capital funds were predominantly spent on acquiring general reference and Heritage materials.

**Insurance**

Insurance premiums were paid to indemnify any director against a liability incurred under sections 13 and 14 of the *Statutory Corporations (Liability of Directors) Act 1996*. The amount paid for Directors and Officers liability insurance for the period 11 November 2021 to 11 November 2022 was \$6,946.

**Workers' compensation**

There were two claims for workers' compensation recorded in 2021-2022 with no lost time. This compares with two claims recorded in 2020-2021 with two days lost time.

**Employment and industrial relations**

The full-time equivalent (FTE) staffing as at 30 June 2022 was 134.4 compared to 126.33 for the previous financial year.

The table below shows the total number of staff (headcount) by employment status.

Headcount	Women			Men			Xe	Total		
	2020	2021	2022	2020	2021	2022	2022	2020	2021	2022
Permanent, FT	56	56	60	28	32	32	1	84	88	93
Permanent, PT	48	39	31	8	6	8	0	56	45	39
Fixed Term, FT	9	4	8	2	1	1	0	11	5	9
Fixed Term, PT	12	5	5	3	1	3	0	15	6	8
Casual	0	0	4	0	0	1	0	0	0	5
Other	0	1	1	0	0	1	0	0	1	2
<b>Total Headcount</b>	125	105	109	41	40	46	1	166	145	156

## Staff development

The State Library remains committed to staff development and provided the following training and professional development opportunities during the year:

- ➔ Integrity Awareness Training Program – all new staff, and those who had not completed the training previously, participated in online training courses including: Ethical conduct; Serving the public interest; Confidentiality, Social media and the Use of Official Information and Reporting Suspected Breaches of the Library's *Code of Conduct*.
- ➔ Ethics 101 – Managers completed this Australian Library and Information Association (ALIA) course about the ethics of making decisions in a library context. Feedback from participants will inform the staff development strategy for 2022–2023.
- ➔ CORE training – the *Core Cultural Learning: Aboriginal and Torres Strait Islander Australia Foundation Course* was provided to strengthen the Library's cultural awareness and capability. CORE training was developed by National and State Libraries Australasia (NSLA) in partnership with the Australian Institute of Aboriginal and Torres Strait Islander Studies (AIATSIS).
- ➔ Aboriginal and Torres Strait Islander Cultural Awareness Training – the Public Sector Commission's online training program was provided to all new staff and those who had not completed CORE training.
- ➔ Dealing with Difficult Clients – staff in front-of-house roles participated in two professional development workshops that provided staff with strategies to deal with agitated and aggressive clients and diffuse threatening situations confidently and effectively.

## Training opportunities for community members

The State Library is committed to providing opportunities for people to gain skills and work opportunities. In 2021–2022, the Library hosted two school-based trainees, provided project-based placements for four university and five TAFE students, provided a work experience placement for one high school student and hosted two university students who completed internships.

## VOLUNTEERS

Volunteers play an important role in the State Library, working alongside staff and teams and assisting with day-to-day activities, short term projects and events.

They assist with:

- checking the values of State Library books via online bookshops;
- early literacy programs for pre-school age children;
- rehousing and listings of private archives;
- transcriptions of History Repeats podcasts;
- text correction of Western Australian newspapers on Trove;
- assessments of Western Australian music recordings; and
- staffing the Family History Centre in the J.S. Battye Library of West Australian History.

In 2021–2022, volunteers generously donated 5,816 hours of their time to the people of Western Australia. Methodology provided by the Volunteering Benefits Calculator at Volunteering WA estimated the volunteer replacement cost to be \$244,000. The Library Board and State Library thanks all volunteers for their support.

## GOVERNMENT POLICY REQUIREMENTS

### Occupational safety, health and injury management

The State Library operates under the Department of Local Government, Sport and Cultural Industries' *Work Health and Safety Policy* and the State Library's *Management Commitment Statement*.

The Library's executive management are committed to ensuring that all employees, clients, volunteers and contractors are safe from injuries and risks to health while they are at work or visiting the Library building; accepting that employee and client health and safety is primarily a responsibility of management. Specific policies, work practices and procedures compliant with the *Work Health and Safety Act 2020* have been developed to address hazards and hazardous work processes in the workplace.

Online training courses are available to all staff on the following topics related to occupational safety and health:

- Emergency Procedures (mandatory for new staff);
- Ergonomics;
- Hand Hygiene;
- Manual Tasks;
- Situational Awareness; and
- Workplace Health and Safety (mandatory for new staff).

Measures	Results, targets and commentary for State Library of Western Australia 2021-2022			
	Results 2020-2021	Results 2021-2022	Targets	Comments towards targets
Number of fatalities	0	0	0	Target achieved
Lost time injury and /or disease (LTI/D) incidence	0	0	0 or 10% reduction in incidence rate	Target achieved
Lost time injury and / or disease (LTI/D) severity rate	0	0	0 or 10% reduction in severity rate	Target achieved
Percentage of injured workers returned to work within (i) 13 weeks and (ii) 26 weeks	(i) 100%	(i) 100%	Greater than or equal to 80% return to work within 26 weeks	Target achieved

### BOARD AND COMMITTEE REMUNERATION

Board members received no remuneration and the Library Board is not listed on the Register of Government Boards and Committees published by the Department of the Premier and Cabinet.

### SUBSTANTIVE EQUALITY

The State Library is committed to the elimination of systemic discrimination from all its policies, practices and services. As one of the State's most visited cultural institutions, clients come from diverse backgrounds, and strategies are in place to ensure that anyone can understand and access the Library's services.

Some examples of initiatives include the Better Beginnings Family Literacy Program for Aboriginal families and participation as a host agency in the Public Sector Commission's school-based youth programs.

### GOVERNMENT BUILDING TRAINING POLICY

No contracts subject to this policy were awarded during the year.

### PROCUREMENT REFORM

The State Government implemented a new Procurement Framework including the Western Australia *Procurement Act 2020* and the Western Australian Procurement Rules as part of the procurement reform project. The Act commenced in full on 1 June 2021, the Library Board in fulfilling procurement activities and obligations undertook the following:

- ➔ The recruitment of a permanent full-time position of Senior Procurement Officer
- ➔ The preparation of its own *Procurement Guidelines*
- ➔ Establishing a Procurement Authorisation and Delegation Schedule
- ➔ Establishing Procurement and Contract Registers

The Library Board passed the first Thematic Audit which was conducted by the Department of Finance's Procurement Assurance Team in March 2022.

### RISK MANAGEMENT

The Library Board has oversight of risk management at the State Library through the Board's Audit and Risk Committee. A formal review of the *Operational Risk Register* was completed in October 2021 and treatment action plans were developed and implemented. The *Strategic Risk Register* was also reviewed and updated in November 2021.

The Library carried out a series of workshops to review and update its *Business Continuity Plan* in October 2021 ensuring potential COVID-19 pandemic interruptions were considered. Additionally, a detailed *Covid Risk Register* was developed to ensure all potential risks and exposures were assessed against current controls with treatment action plans developed and implemented as required.

The Library has an up-to-date *Pandemic Plan* and a Pandemic Management Team met weekly during restriction periods and then fortnightly or as required as COVID-19 restrictions lifted. There were agreements in place for the supply and servicing of hand sanitiser units and antibacterial wipes and had sufficient supplies of face masks, rapid antigen tests and other consumables to respond to Government restrictions.



## INTERNAL AUDIT

In compliance with Section 53(1)(d) of the *Financial Management Act 2006* and *Treasurers' Instruction 1201*, the Library Board of Western Australia has established and maintains, an effective Internal Audit function to improve governance, integrity, risk management and internal controls within the agency. The role of Internal Audit is contained in the *Audit Charter* that is endorsed by the Audit and Risk Committee and approved by the Library Board.

The Internal Audit function, in conjunction with the Department of Local Government Sport and Cultural Industries Internal Audit function, has completed varied planned and ad hoc audits during the year. Audits completed and reviewed by the Audit and Risk Committee, were a combination of audits as per the approved risk-based strategic audit plan and audits initiated by executive management. Meaningful and practical internal audit recommendations were made in several areas including: the effective management of accounts payable, grant funding controls, State Library collections stocktake and valuation processes and compliance with State Supply Policies. Management has adopted all, and since implemented most of the audit recommendations.

The Library's executive management regularly compares its own internal controls against the findings highlighted by the Office of the Auditor General and the Crime and Corruption Commission in their reports in respect of other Western Australian Government agencies. This exercise informs the ongoing review of internal controls at the Library.

## COMPLIANCE WITH PUBLIC SECTOR STANDARDS AND ETHICAL CODES

The State Library worked in partnership with the Department of Local Government, Sport and Cultural Industries to ensure that legislative and public sector compliance was achieved.

Library staff are provided access to the human resources policies, procedures and guidelines that govern their employment. The Library continued to promote accountable and ethical business practice by providing staff development and induction programs for new staff.

In 2021–2022, the State Library recorded:

- 0 breaches of the Public Sector Standards in Human Resource Management
- 0 breaches of the Library's *Code of Conduct*
- 0 formal grievances
- 0 Public Interest Disclosure

## INTEGRITY STRATEGY FOR WA PUBLIC AUTHORITIES

Following the release of the Public Sector Commission's (PSC) *Integrity Strategy for WA Public Authorities 2020–2023* in 2019, the State Library initiated a comprehensive Integrity Review Project that was completed in 2021. The project increased awareness of integrity, strengthen policy and process and staff, volunteers and Library Board members understanding of their responsibilities to prevent misconduct.

As part of the project, an Integrity Leadership Group was established to sustain the achievements of the project, ensuring that ethical standards are reinforced and regularly assessed and implementing strategies to address areas where further improvement is required.

Key achievements for the group in 2021–2022 included:

- On review, the membership of Integrity Leadership Group was expanded to include three staff representatives to promote transparency of the work done by the group and to promote this work across all levels of staff in the agency.
- The Library's *Integrity Governance Framework* was reviewed against the Public Sector Commission's *Integrity Framework Template*. This led to the development of an integrity breach detection activities table to document the detection activities undertaken by the agency.
- An employment perception survey was conducted that was compared to the results of two previous surveys conducted as a part of the integrity project. The results showed a drift to the middle in understanding and awareness of integrity related issues, policy and procedures. In response to the survey, the Integrity Leadership Group will implement team-based training using Library-based scenarios and personas to increase awareness of the types

of integrity breaches that might occur within the agency, what controls are in place to prevent these breaches, and in the event of a breach, who that breach should be reported to.

- The CEO and State Librarian released a Statement of Commitment affirming the agency's commitment to implementing the *Integrity Governance Framework*.
- Integrity risks were added to the Library's *Operational Risk Register*.
- A *Fraud and Corruption Control Policy and Plan* was released.
- An integrity portal on the staff intranet was maintained containing information relevant to all staff including policies, plans, integrity information and how to report breaches. Access is also available to forms to be completed to notify conflicts of interest, offers of gifts and hospitality and secondary employment.

The following declarations were approved and collected:

- ➔ Conflict of Interest declarations (2 made in 2021–2022). Conflicts of interest are also separately recorded in recruitment reports and minutes to Library Board and Library Board Committee meetings;
- ➔ Gifts and Hospitality declarations (3); and
- ➔ Secondary employment declarations (8).
- ➔ During the year, Human Resources recorded zero reports of integrity breaches.

#### DISABILITY ACCESS AND INCLUSION PLAN

The following is a report for the year against the outcomes of the State Library's *Disability Access and Inclusion Plan (DAIP) 2019–2023*.

**Outcome 1: People with disability have the same opportunities as other people to access the services of, and any events organised by, the State Library and the State Records Office.**

#### Public library materials

The State Library manages the purchase of public library materials State-wide, including materials suitable for people with disabilities. Local governments receive grant funding to select public library materials to meet the needs of their communities. Across the State's 232 public libraries the following materials

suitable for people with disabilities were available at 30 June 2022: 156,795 large print books, 182,156 DVDs and 127,591 audio books in a variety of formats.

All Western Australian public library and State Library members can access for free licensed online resources such as ebooks, eaudiobooks, e newspapers, streaming motion pictures and emagazine titles using a variety of online databases such as Libby (Overdrive), BorrowBox, Hoopla and PressReader. These resources have a range of accessibility features that enable audiences to customise their access, including screen readers, voice control compatibility, keyboard shortcuts, full screen menus, tab navigation, closed captions or subtitles and contrast adjustment. Online resources available at 30 June 2022 included: 565,979 ebooks, 119,350 eaudiobooks, 27,479 issues of emagazines and ecomics, 25,355 streaming motion pictures and 315,716 music titles.

#### State Library collections

The Library continues to digitise content held in its collections which improves accessibility for people who engage online with Library content.

#### Events

State Library events are accessible and inclusive. Disrupted Festival of Ideas events were livestreamed and made available for later viewing via the Library's YouTube channel, sessions included Auslan interpreters and some YouTube content included closed captions. The Premier's Book Awards were livestreamed and made available for later viewing via YouTube.

#### Programs

A Better Beginnings Family Literacy Program reading pack is available for families where either a parent or child has a vision impairment containing a braille edition of the Baby Ways board book, an accompanying audio CD, and inclusive early literacy guidance for parents, produced in collaboration with disability service provider VisAbility.

**Outcome 2: People with disabilities have the same opportunities as other people to access the buildings and other facilities of the State Library and the State Records Office.**

Accessibility information for the State Library building was updated on the Library's website including: transport options and routes for getting to the Library, moving around the building and accessing its different spaces and venues, access to toilets, interpreter services, assistive technology and access to online resources.

**Outcome 3: People with disabilities receive information in a format that will enable them to access that information as readily as other people are able to access it.**

The State Library launched a new website with improved accessibility features to ensure its content is available to the widest possible audience, including readers using assistive technology or accessibility features. The website also offers free online Ask a Librarian and Chat with Us services for people who cannot visit the Library in person or who have trouble with verbal communication or hearing.

The Library's public documents and signage are written in plain English and corporate documents are made available in alternative formats on request.

**Outcome 4: People with disabilities receive the same level and quality of service from the staff of the State Library and the State Records Office as other people receive from the staff of the State Library and State Records Office.**

The State Library has developed an online disability awareness training program for all staff. Upon completion of the program, participants can demonstrate an awareness of the barriers, both environmental and attitudinal, experienced by people with disability and identify ways in which these barriers may be overcome. Participants also develop an understanding of inclusive language and communication principles. Thirty percent of staff have completed this training.

**Outcome 5: People with disabilities have the same opportunities as other people to make complaints to the State Library or the State Records Office.**

People with disabilities can submit feedback via hard copy feedback forms, letter, telephone, email, social media and in person. Staff are available to support clients

who wish to provide feedback. Staff can engage an Auslan interpreter to assist a client to provide feedback.

**Outcome 6: People with disabilities have the same opportunities as other people to participate in any public consultation by the State Library or the State Records Office.**

In 2021–2022, organisations representing people with disabilities were involved in the consultation process as part of the development of the State Library's new Collection Strategy that will guide the agency in what it collects, preserves and makes available for future generations.

People with disabilities were also able to engage in the consultation process for the *WA Public Libraries Strategy 2022–2026*. The strategy will guide State and Local Government in the delivery of contemporary public library services State-wide.

The Library conducts quarterly client surveys collecting information about clients and feedback on barriers to accessing facilities, collections or services. In 2021–2022, nine percent of clients identified as having a disability. Of those who answered a question about barriers to accessing facilities, collections or services, eight percent of people said they experienced a barrier. Where possible, identified barriers are rectified or removed.

**Outcome 7: People with disabilities have the same opportunities as other people to obtain and maintain employment with the State Library or the State Records Office.**

All State Library job advertisements included a statement encouraging people with disabilities to apply. Advertisements also provided information about reasonable adjustments to allow people with disabilities to participate in the recruitment process effectively.

The Library has a contract with Activ to prepare Better Beginnings packs for distribution to families across the State and a contract with Alinea for the disposal of library materials that are no longer required.

## WESTERN AUSTRALIAN MULTICULTURAL POLICY FRAMEWORK

The *Western Australian Multicultural Policy Framework* translates the principles and objectives of the *Western Australian Charter of Multiculturalism* into three multicultural policy priorities areas:

- ➔ Harmonious and inclusive communities;
- ➔ Culturally responsive policies, programs and services; and
- ➔ Economic, social, cultural, civic and political participation.

During the year, the following achievements were reported against the policy priorities.

### Policy priority – Harmonious and inclusive communities

*Deliverable – Collaboration with CaLD communities, businesses and organisations to collect materials that are published in Western Australia in languages other than English and reflect diverse cultural perspectives and stories.*

The State Library is engaged with 72 local organisations to collect and preserve for future generations Western Australian materials that reflect diverse cultural stories including: Western Australia Multicultural Association, Somali Community Association of WA, Indian Society of WA, Hakka Association of WA, Brazilian WA, Australia-Japan Society WA and Vietnamese Community WA.

*Deliverable – Collections preserved and made accessible for the long-term future.*

State Library conservators carried out work on three different collections:

- ➔ German born Herman Franz Otto Lipfert collection of photographs;
- ➔ Bulgarian born Iwan Iwanoff architect (9 plans and 15 photographs); and
- ➔ Dutch Noja Peters Dutch Migration oral history transcripts (45 transcripts).

The following collections were digitised for preservation, and where the State Library has the right, made available online:

- ➔ [Gielse Family Papers](#), photographs and letters, 3rd generation – German great grandparents (12 items); and
- ➔ Roman Kozyski Oral History (1 cassette).

*Deliverable – Stories from our collections published via social media and other media channels that acknowledge the contributions of people from culturally diverse backgrounds to life in Western Australia.*

During the year, 55 State Library Facebook posts had multicultural themes or content relating to the experiences of people who have made Western Australia their home. Examples of popular posts included:

- ➔ The story of Edie Hoy Poy, daughter of a Chinese migrant, born in Port Hedland.
- ➔ The story of Kasimierz Siemiginowski, a migrant from Poland who migrated to Australia after World War Two.

*Deliverable – Monitor staff reports of breaches of the Code of Conduct based on racism.*

There were no staff reports of breaches of the State Library's *Code of Conduct* based on racism during the year.

*Deliverable – Code of Ethics and Code of Conduct training provided to all staff at induction.*

*Code of Conduct* training includes information on racial discrimination, harassment or victimisation. Of the 30 new staff who commenced with the State Library during the year, 93 percent completed this training. Public Sector online induction training contains information about the importance of strengthening diversity and inclusion across all agencies. Of the 30 new staff, 83 percent completed this training during the year.

*Deliverable – Accountable and Ethical Decision-Making training made available to staff.*

Eighty-six staff completed the *Accountable and Ethical Decision Making* (AEDM) training, representing 54 percent of all staff. Of the 30 new staff who joined the State Library during the year, 90 percent completed this training.

*Deliverable – Teaching aids and resources suitable for Community Language School teachers freely made available.*

There are 3,300 items available in the State Library's Community Languages Collection to support community-based teaching of over 40 languages. The

collection comprises a range of hardcopy, digital, audio and visual resources that can be used by community language teachers.

The Library has a licence to make the *uTalk* language learning app freely available to members. Of the 140 languages available, the most popular accessed (other than English) were Japanese, French, Russian, German and Cantonese.

*Deliverable – Community engagement program of free exhibitions, events and programs delivered that celebrate the achievements of all West Australian including those from different migrant groups.*

The Izzy Orloff photographic exhibition and events celebrated the achievements a Jewish migrant who came to Western Australia after growing up in Ukraine and Palestine.

*Deliverable – Free education program delivered to school groups based on our unique Western Australian collections to increase understanding of the role migrants have played in the development of the State.*

The State Library provided free education programs contributed to increasing primary and secondary student understanding of the role migrants have played in the development of the State including:

- ➔ Suitcases – school students opened a suitcase to use items from the State Library collections to piece together migration stories (460 student participants).
- ➔ Northbridge migration walking trail – students explored the City of Perth's migrant heritage on this self-guided walking trail (276 student participants).
- ➔ Izzy – session based on photographs from Abraham 'Izzy' Orloff, a Jewish migrant who came to Western Australia after growing up in Ukraine and Palestine (141 student participants).
- ➔ New Places, New Lives – self-guided workshops that compared and contrasted migration stories as told in picture books (93 student participants).

### **Policy priority – Culturally responsive policies, programs and services**

*Deliverable – Consult with diverse stakeholders and develop a report for the preparation for the new Collection Strategy.*

A report was prepared identifying gaps and opportunities in State Library collecting practices that informed the drafting of a new Collection Strategy. The collection of materials from CaLD communities has been identified as a collecting priority for the strategy.

*Deliverable – In partnership with local governments across Western Australia, physical and online public library resources in languages other than English freely made available to communities.*

The State Library manages the purchase of public library materials in Languages Other than English that are available via the State-wide public library network. More than 71,000 print items in 103 different languages are available to any member of a public library State-wide.

The Library also manages licenses for members of public libraries and the State Library to access online resources available in Languages Other than English including:

- ➔ 9,239 titles available on the Libby (Overdrive) including ebooks, eaudiobooks and emagazines in 45 languages.
- ➔ 2,436 titles available on the BorrowBox including ebooks and eaudiobooks in 17 languages.
- ➔ PressReader offers access to 4,422 newspapers and emagazines from 146 countries around the world in their published language.
- ➔ In August 2021, the State Library provided reading materials in Farsi, Dari and Pashto for Afghanistan evacuees who were staying at a city hotel. Materials included print resources, 150 books mixed genre books for adults and 75 junior picture books in Dari / Farsi or bilingual Farsi-English. Access was also made available to online resources included newspapers, emagazines ebooks.

*Deliverable – State Library’s Better Beginnings Family Literacy Program delivered to all Western Australian families with new-born and kindergarten aged children, offering culturally diverse resources where required.*

The Library’s Better Beginnings Family Literacy Program offers universal early literacy resources to all Western Australian families with children aged zero to five. The program is supported by public library collections State-wide. Of the 72,000 items in public libraries that are in Languages Other than English 14,122 are suitable for children.

*Deliverable – State Library clients from CaLD backgrounds provided with the means to make complaints.*

The State Library is undertaking a review of how feedback is received and managed, ensuring that the feedback process is responsive and accessible to clients from CaLD backgrounds will be part of this review.

*Deliverable – Provide interpreter services to clients where appropriate.*

State Library staff have access to an internal list of staff who can interpret if a client prefers to speak in a Language Other than English. Staff do not provide interpreter or translation services for medical, financial, immigration and legal matters. Staff can engage professional interpreter or translation services if required.

*Deliverable – Collect data on the number of State Library clients that identify having English as a second language.*

The quarterly survey of State Library clients includes a question where clients can indicate that English is their second language. They also provide information on what their first language is. 29 percent reporting that English was their second language. Of these, the most frequently reported first languages were Chinese, French, Japanese, Spanish and Vietnamese.

*Deliverable – Free service delivered to assist State Library clients with access to technology, support in using technology and engaging with government and essential business services only available online. This service assists clients from diverse backgrounds and abilities.*

The State Library offers eConnect which is a free service where people are supported to access technology, build digital skills and engage with government and essential business services online. This service aims to bridge the digital divide experienced by people from marginalised and vulnerable communities, some of whom may come from CaLD backgrounds. To preserve privacy, eConnect clients are not asked about their cultural background.

*Deliverable – Group sessions conducted for State Library clients for different linguistic backgrounds to come together and support each other in learning English.*

Fifty-two English conversation sessions were held at the Library. The informal chat-based sessions, led by a trained facilitator and supported by volunteer chatters, supported attendees in building their confidence, learning new words and to practice speaking English.

*Deliverable – All job advertisements include a statement encouraging people from diverse backgrounds to apply.*

All State Library jobs advertised contained a statement encouraging people from diverse backgrounds to apply.

**OTHER LEGAL REQUIREMENTS****Act of Grace payments**

The State Library made no Act of Grace payments under Section 80 of the *Financial Management Act 2006* in 2021–2022.

**Unauthorised use of credit cards**

State Library staff hold corporate credit cards where their functions warrant usage of this facility. Cardholders are reminded of their obligations under the State Library's *Purchasing Card Policy* and associated *Guidelines*. During the year there were no instances of a corporate credit card being used not for official business.

	2021–2022
Number of instances the Western Australian Government Purchasing Cards have been used for personal purposes	-
Aggregate amount of personal use expenditure for the reporting period	-
Aggregate amount of personal use expenditure settled by the due date (within 5 working days)	-
Aggregate amount of personal use expenditure settled after the period (after 5 working days)	-
Aggregate amount of personal use expenditure remaining unpaid at the end of the reporting period	-
Number of referrals for disciplinary action instigated by the notifiable authority during the reporting period	-

**ADVERTISING**

In accordance with section 175ZE of the *Electoral Act 1907*, the State Library incurred the following expenditure in media and recruitment advertising. Total expenditure for 2021–2022 was \$8,579.

Expenditure was incurred in the following areas:

Advertising agencies	-
Market research organisations	-
Polling organisations	-
Direct mail organisations	-
<b>Media advertising organisations</b>	<b>\$5,834</b>
State Law Publisher	-
Initiative Media	\$605
West Australian Newspapers Ltd	\$277
Facebook	\$4,953
<b>Recruitment advertising</b>	<b>\$2,745</b>
Australian Library and Information Association	\$2,140
Initiative Media	\$605

**RECORDKEEPING PLAN**

During 2021–2022, the position of Corporate Information Coordinator was filled providing staff support with recordkeeping requirements and guidance in complying with the *State Records Act 2000*. During the year, 98 staff completed training in the use of the electronic recordkeeping system.

**FREEDOM OF INFORMATION**

Under Schedule 2 of the *Freedom of Information Regulations 1993*, the Department of Local Government, Sport and Cultural Industries manages all applications for access to State Library and Library Board of Western Australia corporate documents and information. The Department received one application for access to Library corporate documents during the reporting period. Four corporate records were found to be in scope of the application, and these were released to the applicant with personal information about third parties redacted, and for one of the documents, information falling outside of the scope of the application was also redacted.

# Financial Statements

# 2021 2022




## Certification of Financial Statements


FOR THE REPORTING PERIOD ENDED 30 JUNE 2022

The accompanying financial statements of the Library Board of Western Australia have been prepared in compliance with the provisions of the *Financial Management Act 2006* from proper accounts and records to present fairly the financial transactions for the reporting period ended 30 June 2022 and the financial position as at 30 June 2022.


At the date of signing we are not aware of any circumstances which would render the particulars included within the financial statements misleading or inaccurate.



**Ahmed Abumarzouq**  
Chief Finance Officer  
1 September 2022



**Hon. John Day**  
Chairman  
Library Board of Western Australia  
1 September 2022



**Jenny Archibald**  
Vice Chairman  
Library Board of Western Australia  
1 September 2022

# Independent Audit Opinion



## Auditor General

### INDEPENDENT AUDITOR'S REPORT 2022

The Library Board of Western Australia

To the Parliament of Western Australia

## Report on the audit of the financial statements

### Opinion

I have audited the financial statements of The Library Board of Western Australia which comprise:

- the Statement of Financial Position at 30 June 2022, and the Statement of Comprehensive Income, Statement of Changes in Equity and Statement of Cash Flows for the year then ended
- Notes comprising a summary of significant accounting policies and other explanatory information.

In my opinion, the financial statements are:

- based on proper accounts and present fairly, in all material respects, the operating results and cash flows of The Library Board of Western Australia for the year ended 30 June 2022 and the financial position at the end of that period
- in accordance with Australian Accounting Standards (applicable to Tier 2 Entities), the *Financial Management Act 2006* and the Treasurer's Instructions.

### Basis for opinion

I conducted my audit in accordance with the Australian Auditing Standards. My responsibilities under those standards are further described in the Auditor's responsibilities for the audit of the financial statements section of my report.

I believe that the audit evidence I have obtained is sufficient and appropriate to provide a basis for my opinion.

### Responsibilities of the Board for the financial statements

The Board is responsible for:

- keeping proper accounts
- preparation and fair presentation of the financial statements in accordance with Australian Accounting Standards (applicable to Tier 2 Entities), the *Financial Management Act 2006* and the Treasurer's Instructions
- such internal control as it determines is necessary to enable the preparation of financial statements that are free from material misstatement, whether due to fraud or error.

In preparing the financial statements, the Board is responsible for:

- assessing the entity's ability to continue as a going concern
- disclosing, as applicable, matters related to going concern
- using the going concern basis of accounting unless the Western Australian Government has made policy or funding decisions affecting the continued existence of the Board.

### Auditor's responsibilities for the audit of the financial statements

As required by the *Auditor General Act 2006*, my responsibility is to express an opinion on the financial statements. The objectives of my audit are to obtain reasonable assurance about whether the financial statements as a whole are free from material misstatement, whether due to fraud or error, and to issue an auditor's report that includes my opinion. Reasonable assurance is a high level of assurance, but is not a guarantee that an audit conducted in accordance with Australian Auditing Standards will always detect a material misstatement when it exists.

Misstatements can arise from fraud or error and are considered material if, individually or in the aggregate, they could reasonably be expected to influence the economic decisions of users taken on the basis of the financial statements. The risk of not detecting a material misstatement resulting from fraud is higher than for one resulting from error, as fraud may involve collusion, forgery, intentional omissions, misrepresentations or the override of internal control.

A further description of my responsibilities for the audit of the financial statements is located on the Auditing and Assurance Standards Board website. This description forms part of my auditor's report and can be found at [https://www.auasb.gov.au/auditors\\_responsibilities/ar4.pdf](https://www.auasb.gov.au/auditors_responsibilities/ar4.pdf).

## Report on the audit of controls

### Opinion

I have undertaken a reasonable assurance engagement on the design and implementation of controls exercised by The Library Board of Western Australia. The controls exercised by The Library Board of Western Australia are those policies and procedures established to ensure that the receipt, expenditure and investment of money, the acquisition and disposal of property, and the incurring of liabilities have been in accordance with legislative provisions (the overall control objectives).

In my opinion, in all material respects, the controls exercised by The Library Board of Western Australia are sufficiently adequate to provide reasonable assurance that the receipt, expenditure and investment of money, the acquisition and disposal of property and the incurring of liabilities have been in accordance with legislative provisions during the year ended 30 June 2022.

### The Board's responsibilities

The Board is responsible for designing, implementing and maintaining controls to ensure that the receipt, expenditure and investment of money, the acquisition and disposal of property and the incurring of liabilities are in accordance with the *Financial Management Act 2006*, the Treasurer's Instructions and other relevant written law.

# Independent Audit Opinion

## Auditor General's responsibilities

As required by the *Auditor General Act 2006*, my responsibility as an assurance practitioner is to express an opinion on the suitability of the design of the controls to achieve the overall control objectives and the implementation of the controls as designed. I conducted my engagement in accordance with Standard on Assurance Engagements ASAE 3150 *Assurance Engagements on Controls* issued by the Australian Auditing and Assurance Standards Board. That standard requires that I comply with relevant ethical requirements and plan and perform my procedures to obtain reasonable assurance about whether, in all material respects, the controls are suitably designed to achieve the overall control objectives and were implemented as designed.

An assurance engagement involves performing procedures to obtain evidence about the suitability of the controls design to achieve the overall control objectives and the implementation of those controls. The procedures selected depend on my judgement, including an assessment of the risks that controls are not suitably designed or implemented as designed. My procedures included testing the implementation of those controls that I consider necessary to achieve the overall control objectives.

I believe that the evidence I have obtained is sufficient and appropriate to provide a basis for my opinion.

## Limitations of controls

Because of the inherent limitations of any internal control structure, it is possible that, even if the controls are suitably designed and implemented as designed, once in operation, the overall control objectives may not be achieved so that fraud, error or non-compliance with laws and regulations may occur and not be detected. Any projection of the outcome of the evaluation of the suitability of the design of controls to future periods is subject to the risk that the controls may become unsuitable because of changes in conditions.

## Report on the audit of the key performance indicators

### Opinion

I have undertaken a reasonable assurance engagement on the key performance indicators of The Library Board of Western Australia for the year ended 30 June 2022. The key performance indicators are the Under Treasurer-approved key effectiveness indicators and key efficiency indicators that provide performance information about achieving outcomes and delivering services.

In my opinion, in all material respects, the key performance indicators of The Library Board of Western Australia are relevant and appropriate to assist users to assess The Library Board of Western Australia's performance and fairly represent indicated performance for the year ended 30 June 2022.

### The Board's responsibilities for the key performance indicators

The Board is responsible for the preparation and fair presentation of the key performance indicators in accordance with the *Financial Management Act 2006* and the Treasurer's Instructions and for such internal control as the Board determines necessary to enable the preparation of key performance indicators that are free from material misstatement, whether due to fraud or error.

In preparing the key performance indicators, the Board is responsible for identifying key performance indicators that are relevant and appropriate, having regard to their purpose in accordance with Treasurer's Instruction 904 *Key Performance Indicators*.

## Auditor General's responsibilities

As required by the *Auditor General Act 2006*, my responsibility as an assurance practitioner is to express an opinion on the key performance indicators. The objectives of my engagement are to obtain reasonable assurance about whether the key performance indicators are relevant and appropriate to assist users to assess the entity's performance and whether the key performance indicators are free from material misstatement, whether due to fraud or error, and to issue an auditor's report that includes my opinion. I conducted my engagement in accordance with Standard on Assurance Engagements ASAE 3000 *Assurance Engagements Other than Audits or Reviews of Historical Financial Information* issued by the Australian Auditing and Assurance Standards Board. That standard requires that I comply with relevant ethical requirements relating to assurance engagements.

An assurance engagement involves performing procedures to obtain evidence about the amounts and disclosures in the key performance indicators. It also involves evaluating the relevance and appropriateness of the key performance indicators against the criteria and guidance in Treasurer's Instruction 904 for measuring the extent of outcome achievement and the efficiency of service delivery. The procedures selected depend on my judgement, including the assessment of the risks of material misstatement of the key performance indicators. In making these risk assessments I obtain an understanding of internal control relevant to the engagement in order to design procedures that are appropriate in the circumstances.

I believe that the evidence I have obtained is sufficient and appropriate to provide a basis for my opinion.

## My independence and quality control relating to the report on financial statements, controls and key performance indicators

I have complied with the independence requirements of the *Auditor General Act 2006* and the relevant ethical requirements relating to assurance engagements. In accordance with ASQC 1 *Quality Control for Firms that Perform Audits and Reviews of Financial Reports and Other Financial Information, and Other Assurance Engagements*, the Office of the Auditor General maintains a comprehensive system of quality control including documented policies and procedures regarding compliance with ethical requirements, professional standards and applicable legal and regulatory requirements.

## Other information

The Board is responsible for the other information. The other information is the information in the entity's annual report for the year ended 30 June 2022, but not the financial statements, key performance indicators and my auditor's report.

My opinions on the financial statements, controls and key performance indicators do not cover the other information and, accordingly, I do not express any form of assurance conclusion thereon.

In connection with my audit of the financial statements, controls and key performance indicators my responsibility is to read the other information and, in doing so, consider whether the other information is materially inconsistent with the financial statements or my knowledge obtained in the audit or otherwise appears to be materially misstated.

# Independent Audit Opinion

If, based on the work I have performed, I conclude that there is a material misstatement of this other information, I am required to report that fact. I did not receive the other information prior to the date of this auditor's report. When I do receive it, I will read it and if I conclude that there is a material misstatement in this information, I am required to communicate the matter to those charged with governance and request them to correct the misstated information. If the misstated information is not corrected, I may need to retract this auditor's report and re-issue an amended report

## **Matters relating to the electronic publication of the audited financial statements and key performance indicators**

This auditor's report relates to the financial statements and key performance indicators of The Library Board of Western Australia for the year ended 30 June 2022 included in the annual report on The Library Board of Western Australia's website. The Library Board of Western Australia's management is responsible for the integrity of The Library Board of Western Australia's website. This audit does not provide assurance on the integrity of The Library Board of Western Australia's website. The auditor's report refers only to the financial statements, controls and key performance indicators described above. It does not provide an opinion on any other information which may have been hyperlinked to/from the annual report. If users of the financial statements and key performance indicators are concerned with the inherent risks arising from publication on a website, they are advised to contact the entity to confirm the information contained in the website version.



Patrick Arulsingham  
Senior Director Financial Audit  
Delegate of the Auditor General for Western Australia  
Perth, Western Australia  
7 September 2022

## Statement of Comprehensive Income

FOR THE YEAR ENDED 30 JUNE 2022

	Notes	2022 \$'000	2021 \$'000
<b>COST OF SERVICES</b>			
<b>Expenses</b>			
Employee benefits expense	2.1(a)	12,422	12,417
Supplies and services	2.3	4,854	5,595
Depreciation and amortisation expense	4.1, 4.2	1,273	1,686
Impairment losses	4.1.1	-	1,795
Accommodation expenses	2.3	2,603	2,386
Grants and subsidies	2.2	9,015	7,645
Other expenses	2.3	791	757
<b>Total cost of services</b>		<b>30,958</b>	<b>32,281</b>
<b>Income</b>			
<b>Revenue</b>			
User charges and fees	3.2	241	213
Commonwealth grants and contributions	3.3	209	200
Interest revenue	3.4	8	5
Bequest contributions	3.5	38	3
Impairment losses reversed	4.1.1	1,496	-
Other revenue	3.6	758	666
<b>Total revenue</b>		<b>2,750</b>	<b>1,087</b>
<b>Total income other than income from State Government</b>		<b>2,750</b>	<b>1,087</b>
<b>NET COST OF SERVICES</b>		<b>28,208</b>	<b>31,194</b>

	Notes	2022 \$'000	2021 \$'000
<b>Income from State Government</b>			
	3.1		
Service appropriation		28,323	29,012
Asset/liabilities assumed/(transferred)		27	(9)
Services received free of charge		1,095	762
Royalties for Regions Fund		220	181
Grants from other state government agencies		100	25
<b>Total income from State Government</b>		<b>29,765</b>	<b>29,971</b>
<b>SURPLUS/(DEFICIT) FOR THE PERIOD</b>		<b>1,557</b>	<b>(1,223)</b>
<b>OTHER COMPREHENSIVE INCOME</b>			
<b>Items not reclassified subsequently to profit or loss</b>			
Changes in asset revaluation reserve	8.7	(2,793)	30,997
<b>Total other comprehensive income</b>		<b>(2,793)</b>	<b>30,997</b>
<b>TOTAL COMPREHENSIVE INCOME FOR THE PERIOD</b>		<b>(1,236)</b>	<b>29,774</b>

The Statement of Comprehensive Income should be read in conjunction with the accompanying notes.

## Statement of Financial Position

FOR THE YEAR ENDED 30 JUNE 2022

	Notes	2022 \$'000	2021 \$'000		Notes	2022 \$'000	2021 \$'000
<b>ASSETS</b>				<b>LIABILITIES</b>			
<b>Current Assets</b>				<b>Current Liabilities</b>			
Cash and cash equivalents	6.2	1,390	1,823	Payables	5.4	1,388	795
Restricted cash and cash equivalents	6.2	1,229	712	Lease liabilities	6.1	31	1
Receivables	5.1	241	427	Employee related provisions	2.1(b)	2,328	2,457
Amounts receivable for services	5.2	1,225	1,225	Other current liabilities	5.5	18	59
Other current assets	5.3	511	393	<b>Total Current Liabilities</b>		<b>3,765</b>	<b>3,312</b>
<b>Total Current Assets</b>		<b>4,596</b>	<b>4,580</b>				
<b>Non-Current Assets</b>				<b>Non-Current Liabilities</b>			
Restricted cash and cash equivalents	6.2	1,725	1,691	Employee related provisions	2.1(b)	281	424
Amounts receivable for services	5.2	32,682	32,356	<b>Total Non-Current Liabilities</b>		<b>281</b>	<b>424</b>
Property, plant and equipment	4.1	661	459	<b>TOTAL LIABILITIES</b>		<b>4,046</b>	<b>3,736</b>
Right-of-use assets	4.2	37,815	36,861	<b>NET ASSETS</b>		<b>172,662</b>	<b>173,898</b>
Library collections	4.1	99,229	101,687				
<b>Total Non-Current Assets</b>		<b>172,112</b>	<b>173,054</b>	<b>EQUITY</b>	8.7		
<b>TOTAL ASSETS</b>		<b>176,708</b>	<b>177,634</b>	Contributed equity		57,305	57,305
				Reserves		68,689	71,482
				Accumulated surplus		46,668	45,111
				<b>TOTAL EQUITY</b>		<b>172,662</b>	<b>173,898</b>

The Statement of Financial Position should be read in conjunction with the accompanying notes.

## Statement of Changes in Equity

FOR THE YEAR ENDED 30 JUNE 2022

	Notes	Contributed equity	Reserves	Accumulated surplus/ (deficit)	Total equity
		\$'000	\$'000	\$'000	\$'000
<b>Balance at 1 July 2020</b>		57,305	40,485	46,334	144,124
Deficit		-	-	(1,223)	(1,223)
Other comprehensive income	8.7	-	30,997	-	30,997
<b>Total comprehensive income for the period</b>		-	<b>30,997</b>	<b>(1,223)</b>	<b>29,774</b>
<b>Balance at 30 June 2021</b>		<b>57,305</b>	<b>71,482</b>	<b>45,111</b>	<b>173,898</b>
<b>Balance at 1 July 2021</b>		57,305	71,482	45,111	173,898
Surplus		-	-	1,557	1,557
Other comprehensive income	8.7	-	(2,793)	-	(2,793)
<b>Total comprehensive income for the period</b>		-	<b>(2,793)</b>	<b>1,557</b>	<b>(1,236)</b>
<b>Balance at 30 June 2022</b>		<b>57,305</b>	<b>68,689</b>	<b>46,668</b>	<b>172,662</b>

The Statement of Changes in Equity should be read in conjunction with the accompanying notes.

## Statement of Cash Flows

FOR THE YEAR ENDED 30 JUNE 2022

	Notes	2022 \$'000	2021 \$'000
<b>CASH FLOWS FROM STATE GOVERNMENT</b>			
Service appropriation		26,772	25,433
Holding account drawdowns		1,225	1,225
State Government grants and subsidies		125	-
Royalties for Regions Fund		220	181
<b>Net cash provided by State Government</b>		<b>28,342</b>	<b>26,839</b>

Utilised as follows:

**CASH FLOWS FROM OPERATING ACTIVITIES****Payments**

Employee benefits		(12,623)	(12,307)
Supplies and services		(3,966)	(5,360)
Accommodation		(1,468)	(1,181)
Grants and subsidies		(9,722)	(7,683)
GST payments on purchases		(1,403)	(1,419)
Other payments		(640)	(716)

**Receipts**

User charges and fees		227	200
Commonwealth grants and contributions		209	200
Interest received		5	6
GST receipts on sales		117	55
GST receipts from taxation authority		1,316	1,383
Other receipts		951	474
<b>Net cash used in operating activities</b>		<b>(26,997)</b>	<b>(26,348)</b>

**CASH FLOWS FROM INVESTING ACTIVITIES****Payments**

Purchase of non-current physical assets		(1,219)	(875)
<b>Net cash used in investing activities</b>		<b>(1,219)</b>	<b>(875)</b>

**CASH FLOWS FROM FINANCING ACTIVITIES****Payments**

Principal elements of lease payments		(8)	(5)
<b>Net cash used in financing activities</b>		<b>(8)</b>	<b>(5)</b>

**Cash and cash equivalents at the beginning of the reporting period**

4,226 4,615

## Net increase/(decrease) in cash and cash equivalents

118 (389)

**Cash and cash equivalents at the end of the reporting period**

6.2 4,344 4,226

The Statement of Cash Flows should be read in conjunction with the accompanying notes.



# Notes to the Financial Statements

FOR THE YEAR ENDED 30 JUNE 2022

## 1. BASIS OF PREPARATION

The Library Board of Western Australia (herein after referred to as 'the Library Board') is a WA Government entity and is controlled by the State of Western Australia, which is the ultimate parent. The Library Board is a not-for-profit entity (as profit is not its principal objective).

A description of the nature of its operations and its principal activities have been included in the '**Overview**' which does not form part of these financial statements.

These annual financial statements were authorised for issue by the Accountable Authority of the Library Board on 1 September 2022.

### Statement of compliance

These general purpose financial statements are prepared in accordance with:

1. The *Financial Management Act 2006 (FMA)*
2. The Treasurer's Instructions (**TIs**)
3. Australian Accounting Standards (**AAS**) – Simplified Disclosures
4. Where appropriate, those **AAS** paragraphs applicable for not-for-profit entities have been applied.

The Financial Management Act 2006 and the Treasurer's instructions take precedence over AASs. Several AASs are modified by TIs to vary application, disclosure format and wording. Where modification is required and has had a material or significant financial effect upon the reported results, details of that modification and the resulting financial effect are disclosed in the notes to the financial statements.

### Basis of preparation

These financial statements are presented in Australian dollars applying the accrual basis of accounting and using the historical cost convention. Certain balances will apply a different measurement basis (such as the fair value basis). Where this is the case the different measurement basis is disclosed in the associated note. All values are rounded to the nearest thousand dollars (\$'000).

## Judgements and estimates

Judgements, estimates and assumptions are required to be made about financial information being presented. The significant judgements and estimates made in the preparation of these financial statements are disclosed in the notes where amounts affected by those judgements and/or estimates are disclosed. Estimates and associated assumptions are based on professional judgements derived from historical evidence and various other factors that are believed to be reasonable under the circumstances.

Significant judgements and estimates have been made to meet the requirements of standards AASB 13, AASB 15, AASB 16 and AASB 116.

### AASB 13:

Key judgements include determining the valuation technique that maximises the use of relevant observable inputs and minimises the use of unobservable inputs when identical asset or liability is not observable.

The valuation of the Library Collection is subject to a high level of estimation uncertainty, this uncertainty arises from the fact that the Library Collection comprises many items and the valuation process therefore depends on sampling which gives rise to the risks inherent in sampling.

### AASB 15:

Key judgements include determining the timing of revenue from contracts with customers in terms of timing of satisfaction of performance obligations and determining the transaction price and the amounts allocated to performance obligations.

Estimation uncertainty include determining the transaction prices (estimating variable consideration, adjusting the consideration for the time value of money and measuring non-cash considerations), allocating the transaction price, including estimating stand-alone selling prices and allocating discounts and variable consideration.

### AASB 16:

Key judgements to be made for AASB 16 include identifying leases within contracts, determination of whether there is reasonable certainty around exercising extension and termination options, identifying whether payments are variable or fixed in substance and determining the stand-alone selling prices for lease and non-lease components.

Estimation uncertainty that may arise is the estimation of the lease term, determination of the appropriate discount rate to discount the lease payments and assessing whether the right-of-use asset needs to be impaired.

# Notes to the Financial Statements

FOR THE YEAR ENDED 30 JUNE 2022

## Accounting for Goods and Services Tax (GST)

Income, expenses and assets are recognised net of the amount of goods and services tax (GST), except that the:

- a) amount of GST incurred by the Agency as a purchaser that is not recoverable from the Australian Taxation Office (ATO) is recognised as part of an asset's cost of acquisition or as part of an item of expense; and
- b) receivables and payables are stated with the amount of GST included.

Cash flows are included in the Statement of Cash Flows on a gross basis. However, the GST components of cash flows arising from investing and financing activities which are recoverable from, or payable to, the ATO are classified as operating cash flows.

## Contributed equity

*AASB Interpretation 1038 Contributions by Owners Made to Wholly Owned Public Sector Entities* requires transfers in the nature of equity contributions, other than as a result of a restructure of administrative arrangements, to be designated by the Government (the owner) as contributions by owners (at the time of, or prior, to transfer) before such transfers can be recognised as equity contributions. Capital appropriations have been designated as contributions by owners by *TI 955 Contributions by Owners Made to Wholly Owned Public Sector Entities* and have been credited directly to Contributed Equity.

The transfers of net assets to/from other agencies, other than as a result of a restructure of administrative arrangements, are designated as contributions by owners where the transfers are non-discretionary and non-reciprocal.

## Notes to the Financial Statements

FOR THE YEAR ENDED 30 JUNE 2022

## 2. USE OF OUR FUNDING

## Expenses incurred in the delivery of services

This section provides additional information about how the Library Board's funding is applied and the accounting policies that are relevant for an understanding of the items recognised in the financial statements. The primary expenses incurred by the Library Board in achieving its objectives and the relevant notes are:

	Notes	2022 \$'000	2021 \$'000
Employee benefits expenses	2.1(a)	12,422	12,417
Employee related provisions	2.1(b)	2,609	2,881
Grants and subsidies	2.2	9,015	7,645
Other expenditure	2.3	8,248	8,738

## 2.1(a) Employee benefits expenses

	2022 \$'000	2021 \$'000
Employee benefits	11,227	11,289
Superannuation - defined contributions plans	1,195	1,128
<b>Net employee benefits</b>	<b>12,422</b>	<b>12,417</b>

**Employee Benefits:** Include wages, salaries and social contributions, accrued and paid leave entitlements and paid sick leave, profit-sharing and bonuses; and non-monetary benefits (such as medical care, housing, cars and free or subsidised goods or services) for employees.

**Superannuation:** The amount recognised in profit or loss of the Statement of Comprehensive Income comprises employer contributions paid to the GSS (concurrent contributions), the WSS, the GESBs, or other superannuation funds.

## 2.1(b) Employee related provisions

	2022 \$'000	2021 \$'000
<b>Current</b>		
<i>Employee benefits provisions</i>		
Annual leave <sup>(a)</sup>	895	883
Long service leave <sup>(b)</sup>	1,218	1,354
Provision for Purchased Leave <sup>(c)</sup>	-	(2)
	<u>2,113</u>	<u>2,235</u>
<i>Other provisions</i>		
Employment on-costs <sup>(c)</sup>	215	222
<b>Total current employee related provisions</b>	<b>2,328</b>	<b>2,457</b>
<b>Non-Current</b>		
<i>Employee benefits provisions</i>		
Long service leave <sup>(b)</sup>	237	377
<i>Other provisions</i>		
Employment on-costs <sup>(c)</sup>	44	47
<b>Total non-current employee related provisions</b>	<b>281</b>	<b>424</b>
<b>Total employee related provisions</b>	<b>2,609</b>	<b>2,881</b>

**a) Annual leave liabilities:** Classified as current as there is no unconditional right to defer settlement for at least 12 months after the end of the reporting period.

The provision for annual leave is calculated at the present value of expected payments to be made in relation to services provided by employees up to the reporting date.

**b) Long service leave liabilities:** Unconditional long service leave provisions are classified as current liabilities as the Library Board does not have an unconditional right to defer settlement of the liability for at least 12 months after the end of the reporting period.

## Notes to the Financial Statements

FOR THE YEAR ENDED 30 JUNE 2022

Pre-conditional and conditional long service leave provisions are classified as **non-current** liabilities because the Library Board has an unconditional right to defer the settlement of the liability until the employee has completed the requisite years of service.

The provision for long service leave is calculated at present value as the Library Board does not expect to wholly settle the amounts within 12 months. The present value is measured taking into account the present value of expected future payments to be made in relation to services provided by employees up to the reporting date. These payments are estimated using the remuneration rate expected to apply at the time of settlement and discounted using market yields at the end of the reporting period on national government bonds with terms to maturity that match, as closely as possible, the estimated future cash outflows.

**a) Employment on-costs:** The settlement of annual and long service leave liabilities gives rise to the payment of employment on-costs including workers' compensation insurance. The provision is the present value of expected future payments.

	<b>2022</b>	<b>2021</b>
	<b>\$'000</b>	<b>\$'000</b>
<b>Employment on-cost provision</b>		
Carrying amount at start of period	268	254
(Reversals of) / additional provisions recognised	(9)	14
<b>Carrying amount at end of period</b>	<b>259</b>	<b>268</b>

**Key sources of estimation uncertainty – long service leave**

Key estimates and assumptions concerning the future are based on historical experience and various other factors that have a significant risk of causing a material adjustment to the carrying amount of assets and liabilities within the next financial year.

Several estimates and assumptions are used in calculating the Library Board's long service leave provision. These include:

- Expected future salary rates
- Discount rates
- Employee retention rates
- Expected future payments

Changes in these estimations and assumptions may impact on the carrying amount of the long service leave provision. Any gain or loss following revaluation of the present value of long service leave liabilities is recognised as employee benefits expense.

**2.2 Grants and Subsidies**

	<b>2022</b>	<b>2021</b>
	<b>\$'000</b>	<b>\$'000</b>
<i>Recurrent</i>		
Public library materials (Local Governments) <sup>(a)</sup>	8,403	7,039
Regional subsidies	427	421
Visibility Inc (formerly the Association for the Blind)	185	185
<b>Total grants and subsidies</b>	<b>9,015</b>	<b>7,645</b>

a) Transactions in which the Library Board provides goods, services, assets (or extinguishes a liability) or labour to another party without receiving approximately equal value in return are categorised as 'Grant expenses'. Grants can either be operating or capital in nature.

Grants can be paid as general purpose grants which refer to grants that are not subject to conditions regarding their use. Alternatively, they may be paid as specific purpose grants which are paid for a particular purpose and/or have conditions attached regarding their use.

Grants and other transfers to third parties (other than contributions to owners) are recognised as an expense in the reporting period in which they are paid or payable. They include transactions such as: grants, subsidies, personal benefit payments made in cash to individuals and other transfer payments made to local government and not-for-profit organisations.

## Notes to the Financial Statements

FOR THE YEAR ENDED 30 JUNE 2022

## 2.3 Other expenditure

	2022	2021	2022	2021
	\$'000	\$'000	\$'000	\$'000
<b>Supplies and services</b>				
Communications	52	50		
Consultants and contractors	234	26		
Consumables	1,075	770		
Corporate membership fees	77	76		
Repairs & maintenance - software	258	410		
Travel	30	17		
Insurance premiums	70	74		
Lease/hire	22	11		
Online Information access fees	1,389	2,617		
Freight and cartage	292	339		
Professional Services	340	461		
Printing	155	90		
Licences	114	52		
Digitisation services	347	189		
Website development	15	26		
Other	384	387		
<b>Total supplies and services expenses</b>	<b>4,854</b>	<b>5,595</b>		
<b>Accommodation expenses</b>				
Repairs and maintenance - building	936	722		
Cleaning	291	355		
Security services	587	587		
Utilities	765	694		
Other	24	28		
<b>Total accommodation expenses</b>	<b>2,603</b>	<b>2,386</b>		
<b>Other expenses</b>				
Bad and doubtful debts <sup>(a)</sup>			16	8
Workers' compensation insurance			386	585
Prizes paid			180	90
Audit fees <sup>(b)</sup>			110	74
Refund of prior receipts			(1)	-
Other			100	-
<b>Total other expenses</b>			<b>791</b>	<b>757</b>
<b>Total other expenditure</b>			<b>8,248</b>	<b>8,738</b>

See also Note 8.9 'Supplementary Financial Information'.

See also Note 8.6 'Remuneration of auditor'.

**Supplies and services:** recognised as an expense in the reporting period in which they are incurred. The carrying amounts of any materials held for distribution are expensed when the materials are distributed.

**Accommodation expenses** are recognised as expenses as incurred.

**Other operating expenses:** generally represent the day-to-day running costs incurred in normal operations.

**Building maintenance and equipment repairs and maintenance:** recognised as expenses as incurred, except where they relate to the replacement of a significant component of an asset. In that case, the costs are capitalised and depreciated.

**Employee on-cost:** includes workers' compensation insurance and other employment on-costs. The on-costs liability associated with the recognition of annual and long service leave liabilities is included at Note 2.1(b) Employee related provisions. Superannuation contributions accrued as part of the provision for leave are employee benefits and are not included in employment on-costs.

## THE LIBRARY BOARD OF WESTERN AUSTRALIA

## Notes to the Financial Statements

FOR THE YEAR ENDED 30 JUNE 2022

## 3. OUR FUNDING SOURCES

## How we obtain our funding

This section provides additional information about how the Library Board obtains its funding and the relevant accounting policy notes that govern the recognition and measurement of this funding. The primary income received by the Library Board and the relevant notes are:

	<i>Notes</i>	<b>2022</b>	<b>2021</b>
		<b>\$'000</b>	<b>\$'000</b>
Income from State Government	3.1	29,765	29,971
User charges and fees	3.2	241	213
Commonwealth grants and contributions	3.3	209	200
Interest revenue	3.4	8	5
Bequest contributions	3.5	38	3
Other revenue	3.6	758	666

## 3.1 Income from State Government

	<b>2022</b>	<b>2021</b>
	<b>\$'000</b>	<b>\$'000</b>
Appropriation received for the period:		
Service appropriation <sup>(a)</sup>	28,323	29,012
	<b>28,323</b>	<b>29,012</b>
Assets transferred from/(to) other State government agencies during the period <sup>(b)</sup>	27	(9)
<b>Total assets transferred</b>	<b>27</b>	<b>(9)</b>

Services received free of charge from other State Government agencies during the period:

Determined on the basis of the following estimates provided by agencies: <sup>(c)</sup>

State Solicitors Office	16	2
Department of Local Government, Sport and Culture Industries - Operational appropriation	1,079	760
<b>Total services received</b>	<b>1,095</b>	<b>762</b>

	<b>2022</b>	<b>2021</b>
	<b>\$'000</b>	<b>\$'000</b>
Royalties for Regions Fund:		
Regional Community Services Account <sup>(d)</sup>	220	181
<b>Total Royalties for Regions Fund</b>	<b>220</b>	<b>181</b>
Grants and subsidies from State Government:		
Global maintenance specific purpose funding	100	25
<b>Total grants and subsidies from State Government</b>	<b>100</b>	<b>25</b>
<b>Total income from State Government</b>	<b>29,765</b>	<b>29,971</b>

**a) Service Appropriations** are recognised as income at the fair value of consideration received in the period in which the Library Board gains control of the appropriated funds. The Library Board gains control of appropriated funds at the time those funds are deposited in the bank account or credited to the 'Amounts receivable for services' (holding account) held at Treasury.

Service appropriations fund the net cost of services delivered. Appropriation revenue comprises the following:

- Cash component; and
- A receivable (asset).

The receivable (holding account – note 5.2) comprises the following:

- The budgeted depreciation expense for the year; and
- Any agreed increase in leave liabilities during the year.

**b) Transfer of assets:** When assets are transferred to the Library from other agencies, they are recognised as income based on the fair value of the assets. When assets are transferred by the Library to other parties, the transfer is recognised as an expenditure based on the book value of the asset.

**c) Resources received free of charge** or for nominal cost are recognised as income (and assets or expenses) equivalent to the fair value of the assets, or the fair value of those services that can be reliably determined and which would have been purchased if not donated.

**d) Regional Community Services Account:** Is a sub-fund within the over-arching 'Royalties for Regions Fund'. The recurrent funds are committed to projects and programs in WA regional areas and are recognised as income when the Library Board receives the funds. The Library Board has assessed Royalties for Regions agreements and concludes that they are not within the scope of AASB 15 as they do not meet the 'sufficiently specific' criterion.

## Notes to the Financial Statements

FOR THE YEAR ENDED 30 JUNE 2022

**Summary of consolidated account appropriations**

For the year ended 30 June 2022

	2022 Budget Estimate	2022 Supplementary Funding	Revised Budget	2022 Actual	2022 Variance
	\$'000	\$'000	\$'000	\$'000	\$'000
<b>Delivery of Services</b>					
Item 74 Net amount appropriated to deliver services	27,931	115	28,046	28,046	-
Section 25 Transfer of service appropriation	-	-	-	-	-
Amount Authorised by Other Statutes - <i>Salaries and Allowances Act 1975</i>	277	-	277	277	-
<b>Total appropriations provided to deliver services</b>	<b>28,208</b>	<b>115</b>	<b>28,323</b>	<b>28,323</b>	<b>-</b>
<b>Grand total</b>	<b>28,208</b>	<b>115</b>	<b>28,323</b>	<b>28,323</b>	<b>-</b>

## THE LIBRARY BOARD OF WESTERN AUSTRALIA

## Notes to the Financial Statements

FOR THE YEAR ENDED 30 JUNE 2022

**3.2 User charges and fees**

	<b>2022</b>	<b>2021</b>
	<b>\$'000</b>	<b>\$'000</b>
Tenancy revenue	9	7
User fees	55	48
Service charges	170	143
Recoveries lost and damaged books	7	15
<b>Total user charges and fees</b>	<b>241</b>	<b>213</b>

Revenue is recognised at the transaction price when the Library Board transfers control of the services to customers. Revenue is recognised for the major activities as follows:

Revenue is recognised at a point-in-time for user fees as these mainly relate to interlibrary loans, photocopying fees and sales of photographs. The Library Board typically satisfies its performance obligations for these user fees and charges when services have been provided and payments are received.

**3.3 Commonwealth grants and contributions**

	<b>2022</b>	<b>2021</b>
	<b>\$'000</b>	<b>\$'000</b>
Department of Territories - Indian Ocean Territories Grant <sup>(a)</sup>	209	200
<b>Total Commonwealth grants and contributions</b>	<b>209</b>	<b>200</b>

a) The Library Board and the Commonwealth Government have a Service Delivery Agreement for the provision of library services to the Indian Ocean Territories (Christmas and Cocos (Keeling) Islands). The Commonwealth Government contributes to the Library Board the costs associated with these services, as detailed below.

Opening balance of funds	5	23
Contributions received	209	200
Cost of providing received	(206)	(218)
<b>Balance on hand</b>	<b>8</b>	<b>5</b>

Grants are recognised as income when the grants are received.

**3.4 Interest revenue**

	<b>2022</b>	<b>2021</b>
	<b>\$'000</b>	<b>\$'000</b>
Interest	8	5
<b>Total interest revenue</b>	<b>8</b>	<b>5</b>

**Interest:** Revenue is recognised as the interest accrues.

**3.5 Bequest contributions**

	<b>2022</b>	<b>2021</b>
	<b>\$'000</b>	<b>\$'000</b>
Other	38	3
<b>Total bequest contributions</b>	<b>38</b>	<b>3</b>

**Bequests:** Revenue is recognised at fair value when the Library Board obtains control over the assets comprising the contributions. Contributions of services are only recognised when a fair value can be reliably determined and the services would be purchased if not donated. An assessment of the performance obligation is undertaken for funds received and then assessed for recognition over time or at a point in time as or when the Library Board satisfies obligations under the transfer.



## THE LIBRARY BOARD OF WESTERN AUSTRALIA

## Notes to the Financial Statements

FOR THE YEAR ENDED 30 JUNE 2022

**3.6 Other revenue**

	<b>2022</b>	<b>2021</b>
	<b>\$'000</b>	<b>\$'000</b>
Recoup of prior year expense	64	7
Recoup of internal audit services provided	54	55
Subsidies <sup>(a)</sup>	566	383
Recoup of costs	-	99
Other <sup>(b)</sup>	74	122
<b>Total other revenue</b>	<b>758</b>	<b>666</b>

**a) Subsidies:** are recognised as revenue in the reporting period in which they are received. The Library Board receives subsidies from Rio Tinto and Local Governments. Rio Tinto funding is received to support the delivery of online, community and Aboriginal engagement outcomes. Local Government Authorities pay an annual subsidy to supplement the production and delivery costs of Better Beginnings packs.

**b) Other revenue:** is recognised in the accounting period in which the relevant performance obligations have been satisfied.

**4. KEY ASSETS****Assets the Library Board utilises for economic benefit or service potential**

This section includes information regarding the key assets the Library Board utilises to gain economic benefits or provide service potential. The section sets out both the key accounting policies and financial information about the performance of these assets:

	<i>Notes</i>	<b>2022</b>	<b>2021</b>
		<b>\$'000</b>	<b>\$'000</b>
Property, plant, equipment & library collections	4.1	99,890	102,146
Right-of-use assets	4.2	37,815	36,861
<b>Total key assets</b>		<b>137,705</b>	<b>139,007</b>

## Notes to the Financial Statements

FOR THE YEAR ENDED 30 JUNE 2022

## 4.1 Property, plant, equipment &amp; library collections

	Buildings and leasehold improvements at cost	Furniture & equip, Office equip & Motor vehicles at cost	State Library collections (non WA) at cost	WA Heritage collections at fair value	Works of art at fair value	Total
	\$'000	\$'000	\$'000	\$'000	\$'000	\$'000
<b>1 July 2021</b>						
Gross carrying amount	4,281	3,689	24,844	94,745	4,937	132,496
Accumulated depreciation	(4,281)	(3,230)	(22,839)	-	-	(30,350)
<b>Carrying amount at start of period</b>	<b>-</b>	<b>459</b>	<b>2,005</b>	<b>94,745</b>	<b>4,937</b>	<b>102,146</b>
Additions	-	364	308	558	-	1,230
Revaluation increments/(decrements) <sup>(a)</sup>	-	-	-	(2,917)	125	(2,792)
Depreciation	-	(162)	(532)	-	-	(694)
<b>Carrying amount at 30 June 2022</b>	<b>-</b>	<b>661</b>	<b>1,781</b>	<b>92,386</b>	<b>5,062</b>	<b>99,890</b>
Gross carrying amount	-	4,053	25,152	92,386	5,062	126,653
Accumulated depreciation	-	(3,392)	(23,371)	-	-	(26,763)

# Notes to the Financial Statements

FOR THE YEAR ENDED 30 JUNE 2022

## Property, plant and equipment

### *Initial recognition*

Items of property, plant and equipment, costing \$5,000 or more are measured initially at cost. Where an asset is acquired for no cost or significantly less than fair value, the cost is valued at its fair value at the date of acquisition. Items of property, plant and equipment costing less than \$5,000 are immediately expensed directly to the Statement of Comprehensive Income (other than where they form part of a group of similar items which are significant in total).

Assets transferred as part of a machinery of government change are transferred at their fair value.

The cost of a leasehold improvement is capitalised and depreciated over the shorter of the remaining term of the lease or the estimated useful life of the leasehold improvement.

### *Subsequent measurement*

All items of property, plant and equipment are stated at historical cost less accumulated depreciation and accumulated impairment losses.

## Library Collections

### *Capitalisation/expensing of assets*

Three classes of Library Collections held by the Library Board have been identified for financial accounting purposes - State Library Collections, Heritage Collections and Works of Art. All items added to the State Library Collections are capitalised at cost. Heritage Collections include monographs, newspapers, microfilm, cartographic items, pictorial and film collections, printed music, sound recordings and oral history which may be acquired by purchase or donation. Private archives, ephemera and serials collections are not recognised as assets of the Library Board unless their values can be reliably estimated.

#### a) Revaluation of Library Collections

In accordance with AASB 116 (Para 34), the frequency of revaluation depends upon the changes in fair values of the items of property, plant and equipment being revalued.

Library collections items does not experience significant and volatile changes in fair value; hence it may be necessary to revalue the collections only every three or five years. Items of the Library collections worth less than State Library's approved high value which is \$5,000 will be revalued at the end of five years using sampling techniques as per the Library's approved Valuations of Collections Guidelines.

Valuation is based on a five-year cycle, a full valuation is conducted every five years for except for Rare Books (individually valued items - IVI items), Private Archives (IVI items) and Works of Arts which are valued annually. In the intervening years the value of the total collections is adjusted for new additions, donations, purchases, any disposals, written off items and/or impairments.

An independent valuation of the Library Board Heritage Collections and Works of Art is performed every 5 years. Following 2020-2021 full valuation, 2021-2022 was an interim year and the Library engaged experienced valuers to carry out a desktop valuation.

The value of Western Australian Heritage collections decreased in 2021-2022 by \$2.917 million, although there were no tangible market variations, some collection populations changed from the previous year due to rigorous review of our procedures for counting collections according to format. For example, the collection of photographs reduced by \$2,452,493 due to reduction in population of 17,790; glass negatives reduced by \$606,540 due to a reduction of 20,218; and the value of the slides collection reduced by \$80,670 due to a population reduction of 16,134. These variations are a result of scrutinising records to more accurately identify and extract format data and the State Library will continue to improve its methods for quantifying collection populations to ensure ongoing accuracy and reproducibility. These reductions were partially offset by new acquisitions and newly identified high value items within the collection.

## THE LIBRARY BOARD OF WESTERN AUSTRALIA

## Notes to the Financial Statements

FOR THE YEAR ENDED 30 JUNE 2022

## 4.1.1 Depreciation and impairment

## Charge for the period

	<i>Notes</i>	<b>2022</b>	<b>2021</b>
		<b>\$'000</b>	<b>\$'000</b>
<b>Depreciation</b>			
Plant, equipment and vehicles	4.1	162	173
Buildings	4.1	-	84
Library collections (State Library)	4.1	532	870
<b>Total depreciation for the period</b>		<b>694</b>	<b>1,127</b>
<b>Impairment</b>			
Right-of-use concessionary lease at cost -building <sup>(a)</sup>	4.2	-	1,795
Right-of-use concessionary lease at cost -building <sup>(a)</sup> - Reversed	4.2	(1,496)	-
<b>Total impairment losses for the period</b>		<b>(1,496)</b>	<b>1,795</b>

a) The building asset is classified as a right-of-use concessionary lease (building) asset at cost. Subsequent measurement of the right-of-use asset AASB 16.33 requires right-of-use assets to be assessed for impairment and to account for any impairment loss identified. The building was revalued as at 1 July 2021 by the Western Australian Land Information Authority (Valuations and Property Analytics). The replacement cost of the building as at the previous year is higher than the carrying amount. According to AASB 136.117 a reversal of impairment losses of \$1.496 million was recognised.

**Finite useful lives**

All non-current assets having a limited useful life are systematically depreciated over their estimated useful lives in a manner that reflects the consumption of their future economic benefits.

Depreciation is generally calculated on a straight line basis, at rates that allocate the asset's value, less any estimated residual value, over its estimated useful life. Typical estimated useful lives for the different asset classes for current and prior years are included in the table below:

Asset	Useful life:
Leasehold Improvements	10 years
Furniture and fittings	3 to 10 years
Office equipment	3 to 15 years
Motor vehicles	3 to 10 years

The estimated useful lives, residual values and depreciation method are reviewed at the end of each annual reporting period, and adjustments should be made where appropriate.

Heritage Collections and Works of Art controlled by the Library Board are anticipated to have very long and indeterminate useful lives. Their service potential has not, in any material sense, been consumed during the reporting period. As such, no amount for depreciation has been recognised in respect of these assets.

The State Library Collections are depreciated by expensing the value of the tenth oldest year's acquisitions.

**Impairment**

Non-financial assets, including items of plant and equipment, are tested for impairment whenever there is an indication that the asset may be impaired. Where there is an indication of impairment, the recoverable amount is estimated. Where the recoverable amount is less than the carrying amount, the asset is considered impaired and is written down to the recoverable amount and an impairment loss is recognised.

Where an asset measured at cost is written down to its recoverable amount, an impairment loss is recognised through profit or loss.

Where a previously revalued asset is written down to its recoverable amount, the loss is recognised as a revaluation decrement through other comprehensive income.

As the Library Board is a not-for-profit agency, the recoverable amount of regularly revalued specialised assets is anticipated to be materially the same as fair value.

If there is an indication that there has been a reversal in impairment, the carrying amount shall be increased to its recoverable amount. However, this reversal should not increase the asset's carrying amount above what would have been determined, net of depreciation or amortisation, if no impairment loss had been recognised in prior years.

The risk of impairment is generally limited to circumstances where an asset's depreciation is materially understated, where the replacement cost is falling or where there is a significant change in useful life. Each relevant class of assets is reviewed annually to verify that the accumulated depreciation/amortisation reflects the level of consumption or expiration of the asset's future economic benefits and to evaluate any impairment risk from declining replacement costs.

## THE LIBRARY BOARD OF WESTERN AUSTRALIA

## Notes to the Financial Statements

FOR THE YEAR ENDED 30 JUNE 2022

**4.2 Right-of-use assets**

	2022	2021
	\$'000	\$'000
Right-of-use assets		
Concessionary leases - cost	37,784	36,860
Motor vehicles - cost	31	1
<b>Right-of-use assets total</b>	<b>37,815</b>	<b>36,861</b>

Additions to right-of-use assets during the 2022 financial year were \$31,000 (2021: \$nil).

**Initial recognition**

Right-of-use assets are measured at cost including the following:

- the amount of the initial measurement of lease liability
- any lease payments made at or before the commencement date less any lease incentives received
- any initial direct costs, and
- restoration costs, including dismantling and removing the underlying asset

This includes all leased assets other than investment property ROU assets, which are measured in accordance with AASB 140 'Investment Property'.

The Library Board has elected not to recognise right-of-use assets and lease liabilities for short-term leases (with a lease term of 12 months or less) and low value leases (with an underlying value of \$5,000 or less). Lease payments associated with these leases are expensed over a straight-line basis over the lease term.

**Subsequent Measurement**

The cost model is applied for subsequent measurement of right-of-use assets, requiring the asset to be carried at cost less any accumulated depreciation and accumulated impairment losses and adjusted for any re-measurement of lease liability. The Library Board engages the Western Australian Land Information Authority (Landgate) to establish the fair value of the building.

**Depreciation and impairment of right-of-use assets**

Right-of-use assets are depreciated on a straight-line basis over the shorter of the lease term and the estimated useful lives of the underlying assets.

If ownership of the leased asset transfers to the Library Board at the end of the lease term or the cost reflects the exercise of a purchase option, depreciation is calculated using the estimated useful life of the asset.

Right-of-use assets are tested for impairment when an indication of impairment is identified. The policy in connection with testing for impairment is outlined in note 4.1.1.

The following amounts relating to leases have been recognised in the statement of comprehensive income:

	2022	2021
	\$'000	\$'000
Concessionary leases - buildings	572	554
Motor vehicles	7	5
<b>Total right-of-use asset depreciation</b>	<b>579</b>	<b>559</b>
Lease interest expense	-	-
Expenses relating to variable lease payments not included in lease liabilities	-	-
Short-term leases	-	-
Low-value leases	-	-

The total cash outflow for leases in 2022 was \$7,592 (2021: \$5,586).

***The Library Board's leasing activities and how these are accounted for:***

The Library Board has a lease for a single motor vehicle which is used by the State Library of Western Australia as a pool vehicle.

The Library Board also has a lease for the Alexander Library Building (ALB). The building lease is classified as a concessionary lease (peppercorn) as the arrangement contains significantly below market terms and conditions principally to enable the Library Board to further its objectives (yearly rental of one peppercorn is payable if and when demanded). The lease is for an initial 50 year period with an extension option for a further 50 years. The ALB is a specific purpose building. Government has not indicated any appetite or intention to relocate state library services to a new or alternate specific purpose location. Therefore, at present, there is no reason why the Library Board would not exercise the extension option. Accordingly, the remaining lease term as at 1 July 2021 is 66.5 years.

The corresponding lease liability in relation to the motor vehicle right-of-use asset has been disclosed in note 6.1. There is no corresponding lease liability for the Alexander Library Building as the value of the peppercorn payment is not defined and therefore a liability cannot be reliably measured.

## Notes to the Financial Statements

FOR THE YEAR ENDED 30 JUNE 2022

## 5. OTHER ASSETS AND LIABILITIES

This section sets out those assets and liabilities that arose from the Library Board's controlled operations and includes other assets utilised for economic benefits and liabilities incurred during normal operations:

	<i>Notes</i>	<b>2022</b>	<b>2021</b>
		<b>\$'000</b>	<b>\$'000</b>
Receivables	5.1	241	427
Amounts receivable for services	5.2	33,907	33,581
Other current assets	5.3	511	393
Payables	5.4	1,388	795
Other liabilities	5.5	18	59

## 5.1 Receivables

	<b>2022</b>	<b>2021</b>
	<b>\$'000</b>	<b>\$'000</b>
<b>Current</b>		
Trade receivables	52	123
Allowance for expected credit losses	(13)	(13)
Interest receivable	4	-
GST receivable	198	317
<b>Total receivables at end of period</b>	<b>241</b>	<b>427</b>

Trade receivables are recognised at original invoice amount less any allowances for expected credit losses (i.e., impairment). The carrying amount of net trade receivables is equivalent to fair value as it is due for settlement within 30 days.

## 5.2 Amounts receivable for services (Holding Account)

	<b>2022</b>	<b>2021</b>
	<b>\$'000</b>	<b>\$'000</b>
<b>Current</b>	1,225	1,225
Non-current	32,682	32,356
<b>Balance at end of period</b>	<b>33,907</b>	<b>33,581</b>

Amounts receivable for services represent the non-cash component of service appropriations. It is restricted in that it can only be used for asset replacement or payment of leave liability.

Amounts receivable for services are considered not impaired (i.e., there is no expected credit loss of the Holding Account).

## 5.3 Other assets

	<b>2022</b>	<b>2021</b>
	<b>\$'000</b>	<b>\$'000</b>
<b>Current</b>		
Prepayments	511	393
<b>Balance at end of period</b>	<b>511</b>	<b>393</b>

Other non-financial assets include prepayments which represent payments in advance of receipt of goods or services or that part of expenditure made in one accounting period covering a term extending beyond that period.

## Notes to the Financial Statements

FOR THE YEAR ENDED 30 JUNE 2022

## 5.4 Payables

	2022	2021
	\$'000	\$'000
<b>Current</b>		
Trade payables	5	33
Other payables	1,029	44
Accrued expenses	354	718
<b>Total payables at end of period</b>	<b>1,388</b>	<b>795</b>

Payables are recognised at the amounts payable when the Library Board becomes obliged to make future payments as a result of a purchase of assets or services. The carrying amount is equivalent to fair value, as settlement is generally within 30 days.

Accrued salaries represent the amount due to staff but unpaid at the end of the reporting period. Accrued salaries are settled within a fortnight after the reporting period. The Library Board considers the carrying number of accrued salaries to be equivalent to its fair value.

The accrued salaries suspense account (See Note 6.2.2 'Restricted cash and cash equivalents reconciliation' 27th pay) consists of amounts paid annually, from Library Board appropriations for salaries expense, into a Treasury suspense account to meet the additional cash outflow for employee salary payments in reporting periods with 27 pay days instead of the normal 26. No interest is received on this account.

## 5.5 Other current liabilities

	2022	2021
	\$'000	\$'000
<b>Current</b>		
Salaries clearing account	-	41
Unclaimed monies	18	18
<b>Total current</b>	<b>18</b>	<b>59</b>
<b>Balance at end of period</b>	<b>18</b>	<b>59</b>

## THE LIBRARY BOARD OF WESTERN AUSTRALIA

## Notes to the Financial Statements

FOR THE YEAR ENDED 30 JUNE 2022

**6. FINANCING**

This section sets out the material balances and disclosures associated with the financing and cashflows of the Library Board.

	<i>Notes</i>
Lease liabilities	6.1
Cash and cash equivalents	6.2
Restricted cash and cash equivalents	6.2.2

**6.1 Lease liabilities**

	2022	2021
	\$'000	\$'000
<b>Lease liabilities</b>		
Current	31	1
Non-current <sup>(a)</sup>	-	-
<b>Total lease liabilities</b>	<b>31</b>	<b>1</b>

- a) There is no lease liability for the right-of-use concessionary lease – building (note 4.2). The lease terms state that yearly rental of one peppercorn is payable if and when demanded. As the lease agreement does not assign a value to the peppercorn, a lease liability cannot be reliably measured.

The Library Board measures a lease liability, at the commencement date, at the present value of the lease payments that are not paid at that date. The lease payments are discounted using the interest rate implicit in the lease. If that rate cannot be readily determined, the Library Board uses the incremental borrowing rate provided by Western Australian Treasury Corporation.

Lease payments included by the Library Board as part of the present value calculation of lease liability include:

- Fixed payments (including in-substance fixed payments), less any lease incentives receivable;
- Variable lease payments that depend on an index or a rate initially measured using the index or rate as at the commencement date;
- The exercise price of purchase options (where these are reasonably certain to be exercised);
- Payments for penalties for terminating a lease, where the lease term reflects the Library Board exercising an option to terminate the lease.

The interest on the lease liability is recognised in profit or loss over the lease term so as to produce a constant periodic rate of interest on the remaining balance of the liability for each period. Lease liabilities do not include any future changes in variable lease payments (that depend on an index or rate) until they take effect, in which case the lease liability is reassessed and adjusted against the right-of-use asset.

Periods covered by extension or termination options are only included in the lease term by the Library Board if the lease is reasonably certain to be extended (or not terminated).

Variable lease payments, not included in the measurement of lease liability, that are dependent on sales are recognised by the Library Board in profit or loss in the period in which the condition that triggers those payments occurs.

This section should be read in conjunction with note 4.2

**Subsequent measurement**

Lease liabilities are measured by increasing the carrying amount to reflect interest on the lease liabilities; reducing the carrying amount to reflect the lease payments made; and remeasuring the carrying amount at amortised cost, subject to adjustments to reflect any reassessment or lease modifications.

**6.2 Cash and cash equivalents****6.2.1 Reconciliation of cash**

	2022	2021
	\$'000	\$'000
Cash and cash equivalents	1,390	1,823
Restricted cash and cash equivalents	2,954	2,403
<b>Balance at end of period</b>	<b>4,344</b>	<b>4,226</b>

For the purpose of the statement of cash flows, cash and cash equivalent (and restricted cash and cash equivalent) asset comprise cash on hand and short-term deposits with original maturities of three months or less that are readily convertible to a known amount of cash, and which are subject to insignificant risk of changes in value.



# Notes to the Financial Statements

FOR THE YEAR ENDED 30 JUNE 2022

## 6.2.2 Restricted cash and cash equivalents reconciliation

	2022	2021
	\$'000	\$'000
<b>Current</b>		
Royalties for Regions Fund <sup>(a)</sup>	85	41
Leah Jane Cohen Bequest <sup>(b)</sup>	27	32
Kay Poustie Scholarship	68	68
Heritage Film Digitisation Fundraising Appeal	2	2
Mining & Energy WA	15	17
Other funds with restricted application <sup>(c)</sup>	1,032	552
<b>Total current</b>	<b>1,229</b>	<b>712</b>
<b>Non-current</b>		
Accrued salaries suspense account <sup>(d)</sup>	267	233
Leah Jane Cohen Bequest <sup>(b)</sup>	1,458	1,458
<b>Total non-current</b>	<b>1,725</b>	<b>1,691</b>
<b>Balance at end of period</b>	<b>2,954</b>	<b>2,403</b>

- a) Unspent funds are committed to projects and programs in WA regional areas.
- b) Principal to be held in perpetuity in accordance with conditions of bequest.
- c) Other funds with restricted application comprise Sholl bequest, Indian Oceans Territories, Rio Tinto in-kind support, Ideas Box, collection projects and general purpose donation funds.
- d) Funds held in the suspense account for the purpose of meeting the 27th pay in a reporting period that occurs every 11th year. This account is classified as non-current for 10 out of 11 years.

## Notes to the Financial Statements

FOR THE YEAR ENDED 30 JUNE 2022

## 6.2.2 (continued)

	Royalties for Regions Fund	Leah Jane Cohen Bequest	Kay Poustie Scholarship	Heritage Film Digitisation Fundraising Appeal	Mining & Energy WA	Minderoo 'From Another View'	Accrued Salaries Suspense Account (27th Pay)	Other Funds With Restricted Application	Total
	\$'000	\$'000	\$'000	\$'000	\$'000	\$'000	\$'000	\$'000	\$'000
Opening balance at 1 July 2021	41	1,490	68	2	17	0	233	552	2,403
Restricted cash inflows	220	5	-	-	-	-	34	857	1,116
Restricted cash outflows	(176)	(10)	-	-	(2)	-	-	(377)	(565)
<b>Closing balance at 30 June 2022</b>	<b>85</b>	<b>1,485</b>	<b>68</b>	<b>2</b>	<b>15</b>	<b>-</b>	<b>267</b>	<b>1,032</b>	<b>2,954</b>

	Royalties for Regions Fund	Leah Jane Cohen Bequest	Kay Poustie Scholarship	Heritage Film Digitisation Fundraising Appeal	Mining & Energy WA	Minderoo 'From Another View'	Accrued Salaries Suspense Account (27th Pay)	Other Funds With Restricted Application	Total
	\$'000	\$'000	\$'000	\$'000	\$'000	\$'000	\$'000	\$'000	\$'000
Opening balance at 1 July 2020	68	1,499	64	1	17	86	186	689	2,610
Restricted cash inflows	181	6	4	1	-	-	47	209	448
Restricted cash outflows	(208)	(15)	-	-	-	(86)	-	(346)	(655)
<b>Closing balance at 30 June 2021</b>	<b>41</b>	<b>1,490</b>	<b>68</b>	<b>2</b>	<b>17</b>	<b>-</b>	<b>233</b>	<b>552</b>	<b>2,403</b>

## Notes to the Financial Statements

FOR THE YEAR ENDED 30 JUNE 2022

**7. FINANCIAL INSTRUMENTS AND CONTINGENCIES**

This note sets out the key risk management policies and measurement techniques of the Library Board.

	<i>Notes</i>
Financial instruments	7.1
Contingent assets & liabilities	7.2
Contingent liabilities	7.2.2

**7.1 Financial instruments**

The carrying amounts of each of the following categories of financial assets and financial liabilities at the end of the reporting period are:

	<b>2022</b>	<b>2021</b>
	<b>\$'000</b>	<b>\$'000</b>
<b>Financial assets</b>		
Cash and cash equivalents	1,390	1,823
Restricted cash and cash equivalents	2,954	2,403
Financial assets at amortised cost <sup>(a)</sup>	32,725	33,691
<b>Total financial assets</b>	<b>37,069</b>	<b>37,917</b>
<b>Financial liabilities</b>		
Financial liabilities measured at amortised cost	1,406	854
<b>Total financial liability</b>	<b>1,406</b>	<b>854</b>

- a) The amount of financial assets at amortised cost excludes GST recoverable from the ATO (statutory receivable).

**7.2 Contingent assets and liabilities**

Contingent assets and contingent liabilities are not recognised in the statement of financial position but are disclosed and, if quantifiable, are measured at best estimate.

Contingent assets and liabilities are presented inclusive of GST receivable or payable respectively.

**7.2.1 Contingent assets**

The Library Board is not aware of any contingent assets existing as at 30 June 2022.

**7.2.2 Contingent liabilities**

The Library Board is not aware of any contingent liabilities existing as at 30 June 2022.

**Contaminated sites**

Under the Contaminated Sites Act 2003, the Library Board is required to report known and suspected contaminated sites to the Department of Water and Environmental Regulation (DWER). In accordance with the Act, DWER classifies these sites on the basis of the risk to human health, the environment and environmental values. Where sites are classified as contaminated – remediation required or possibly contaminated – investigation required, the Library Board may have a liability in respect of investigation or remediation expenses.

The Library Board did not report any contaminated sites to DWER during the reporting period.

## Notes to the Financial Statements

FOR THE YEAR ENDED 30 JUNE 2022

**8. OTHER DISCLOSURES**

This section includes additional material disclosures required by accounting standards or other pronouncements, for the understanding of this financial report.

	<i>Notes</i>
Events occurring after the end of the reporting period	8.1
Key management personnel	8.2
Related party transactions	8.3
Related bodies	8.4
Affiliated bodies	8.5
Remuneration of auditors	8.6
Equity	8.7
Services provided free of charge	8.8
Supplementary financial information	8.9
Explanatory statement	8.10

**8.1 Events occurring after the end of the reporting period**

There were no events occurring after the end of the reporting period that warrant disclosure.

**8.2 Key management personnel**

The Library Board has determined key management personnel to include cabinet ministers, board members and senior officers. The Library Board does not incur expenditures to compensate Ministers and those disclosures may be found in the *Annual Report on State Finances*.

The total fees, salaries, superannuation, non-monetary benefits and other benefits for members of the accountable authority of the Library Board for the reporting period are presented within the following bands:

**Compensation band of members of the accountable authority**

	<b>2022</b>	<b>2021</b>
<b>Compensation band (\$)</b>		
0 – 10,000	14	10

The total fees, salaries, superannuation, non-monetary benefits and other benefits for senior officers of the Library Board for the reporting period are presented within the following bands

**Compensation band of senior officers**

<b>Compensation band (\$)</b>	<b>2022</b>	<b>2021</b>
50,001 – 60,000	1	-
60,001 – 70,000	1	
130,000 – 140,000	1	-
150,000 – 160,000	1	1
160,001 – 170,000	-	1
170,001 – 180,000	1	1
250,001 – 260,000	-	1
300,000 – 400,000	1	
	<b>\$'000</b>	<b>\$'000</b>
Short-term employee benefits	795	682
Post-employment benefits	86	72
Other long-term benefits	-	100
Termination benefits	114	-
<b>Total compensation of senior officers</b>	<b>995</b>	<b>854</b>

Total compensation includes the superannuation expense incurred by the Library Board in respect of senior officers.

The following Senior Officer acting arrangements existed during the 2021–22 reporting period:

- Director Strategic and Corporate Services acted in the Chief Executive Officer position for the period 1 April 2022 – 6 April 2022.
- Director Collection Services acted in the Chief Executive Officer position for the period 19 April 2021 – 30 April 2021.
- Director Collection Services acted in the Director Library Services position for the period 02 August 2021 – 12 May 2022.
- Chief Finance Officer acted in the Director Strategic and Corporate Services position for the period 05 January 2022 – 28 January 2022.
- Manager Collection Care acted in the Director Collection Services position for the period 02 August 2021 – 30 June 2022.

## Notes to the Financial Statements

FOR THE YEAR ENDED 30 JUNE 2022

**8.3 Related party disclosures**

The Library Board is a wholly owned and controlled public sector entity of the State of Western Australia.

Related parties of the Library Board include:

- all cabinet ministers and their close family members, and their controlled or jointly controlled entities;
- all senior officers and their close family members, and their controlled or jointly controlled entities;
- other agencies and statutory authorities, including related bodies, that are included in the whole of government consolidated financial statements (i.e., wholly owned public sector entities);
- associates and joint ventures, of a wholly owned public sector entity; and
- the Government Employees Superannuation Board (GESB).

All related party transactions have been entered into on an arm's length basis. The Library doesn't have any Key Management Personnel who are members of the Pension Scheme.

**Related party transactions**

During the year, a company controlled by a related party of a Board Member, was awarded contract SLWA/21456/LS/002 under Direct Sourcing procurement method the company is a Registered Aboriginal Business according to the State's procurement process. The contract involved the provision of printed books with an estimated total value of \$511,611 for a period of one year from 4 January 2022 to 3 January 2023, and three one-year extension options with final expiry date of 3 January 2026, exercisable at the absolute discretion of the Library Board. The contract imposes no further commitments. In 2021-22 Financial Year the Library Board procured printed books in the value of \$127,663.

All other transactions that have occurred with key management personnel and other related parties have been trivial or domestic in nature.

**8.4 Related bodies**

The Library Board does not have any related bodies.

**8.5 Affiliated bodies**

The Library Board does not have any affiliated bodies.

**8.6 Remuneration of auditors**

Remuneration paid or payable to the Auditor General in respect of the audit for the current financial year is as follows:

	<b>2022</b>	<b>2021</b>
	<b>\$'000</b>	<b>\$'000</b>
Auditing the accounts, controls, financial statements and key performance indicators	36	36
Fee for the Royalties for Regions-Better Beginnings Program Certification	6	-
	<b>42</b>	<b>36</b>

# Notes to the Financial Statements

FOR THE YEAR ENDED 30 JUNE 2022

## 8.7 Equity

The Western Australian Government holds the equity interest in the Library Board on behalf of the community. Equity represents the residual interest in the net assets of the Library Board. The asset revaluation surplus represents that portion of equity resulting from the revaluation of non-current assets.

	2022	2021
	\$'000	\$'000
<b>Contributed equity</b>		
Balance at start of period	57,305	57,305
<i>Contribution by owners</i>		
Capital contribution	-	-
<b>Total contribution by owners</b>	-	-
<b>Balance at end of period</b>	<b>57,305</b>	<b>57,305</b>

## Reserves

### Asset revaluation surplus

#### *Collections*

Balance at the start of period	71,482	38,306
Net revaluation increments/(decrements):		
Collections <sup>a)</sup>	(2,793)	30,997
<b>Balance at end of period</b>	<b>68,689</b>	<b>69,303</b>

### Asset transfer reserve

Balance at start and end of period		721
<b>Balance at end of year</b>	-	<b>721</b>

### Bequest reserve

Balance at start and end of period	-	1,458
<b>Balance at end of year</b>	-	<b>1,458</b>
<b>Total Reserves</b>	<b>68,689</b>	<b>71,482</b>

## Accumulated surplus

Balance at start of period	45,111	46,334
Result for the period	<b>1,557</b>	(1,223)
<b>Balance at end of period</b>	<b>46,668</b>	<b>45,111</b>
<b>Total equity at end of period</b>	<b>172,662</b>	<b>173,898</b>

a) An independent valuation of the Library Board Heritage Collections and Works of Art is performed every 5 years. Following 2020-2021 full valuation, 2021-2022 was an interim year and the Library engaged experienced valuers to carry out a desktop valuation, including assessing market variation for high value items. Although there were no tangible market variations, some collection populations changed from the previous year due to ongoing review and improvements in methodologies for counting collections. As a result, the value of Western Australian Heritage collections decreased in 2021-2022 by \$2.917 million and Works of Art increased by \$0.125 million which resulted in net decrease by \$2.793 million.

## Notes to the Financial Statements

FOR THE YEAR ENDED 30 JUNE 2022

**8.8 Services provided free of charge**

During the year the following resources were provided free of charge for functions outside the normal operations of the Library Board:

	<b>2022</b>	<b>2021</b>
	<b>\$'000</b>	<b>\$'000</b>
<u>State Records Office</u>		
Employee costs	82	80
Accommodation costs	134	134
Supplies & services	8	14
	<b>224</b>	<b>228</b>
<u>Department of Local Government, Sport and Cultural Industries<sup>(a)</sup></u>		
Accommodation costs	29	29
Supplies & services	2	3
	<b>31</b>	<b>32</b>

a) The Department of Local Government, Sport and Cultural Industries occupied 172m<sup>2</sup> of space within the Alexander Library Building from 28 August 2017. The Department of Local Government, Sport and Cultural Industries subsequently occupied an additional 215m<sup>2</sup> of space within the Alexander Library Building from 12 April 2018.

**8.9 Supplementary financial information****a) Write-offs**

b) During the financial year, \$9,922 (2021: nil) was written off the Library Board's receivables ledger under the authority of:

	<b>2022</b>	<b>2021</b>
	<b>\$'000</b>	<b>\$'000</b>
The accountable authority	10	-
	<b>10</b>	<b>-</b>

**c) Losses through theft, defaults and other causes**

There were no losses of public moneys through theft, default or other causes during the financial year.

**d) Services provided free of charge**

There were no gifts of public property during the financial year.

**8.10 Explanatory statement (Controlled operations)**

All variances between annual estimates (original budget) and actual result for 2022, and between the actual results for 2021 and 2022 are shown below. Narratives are provided for key major variances, which are greater than 10% and \$1 million for the Statements of Comprehensive Income, Cash Flows and the Statement of Financial Position.

## THE LIBRARY BOARD OF WESTERN AUSTRALIA

## Notes to the Financial Statements

FOR THE YEAR ENDED 30 JUNE 2022

## 8.10.1 Statement of Comprehensive Income Variances

	Variance Notes	Estimate 2022 \$'000	Actual 2022 \$'000	Actual 2021 \$'000	Variance between actual and estimate \$'000	Variance between actual results for 2022 and 2021 \$'000
<b>Statement of Comprehensive Income (Controlled Operations)</b>						
<b>Expenses</b>						
Employee benefits expense		12,875	12,422	12,417	(453)	5
Supplies and services	A	4,789	4,854	5,595	65	(741)
Depreciation and amortisation expense	B	1,551	1,273	1,686	(278)	(413)
Impairment losses	C	-	-	1,795	-	(1,795)
Accommodation expenses		2,469	2,603	2,386	134	217
Grants and subsidies	D	8,897	9,015	7,645	118	1,370
Other expenses	1	444	791	757	347	34
<b>Total cost of services</b>		<b>31,025</b>	<b>30,958</b>	<b>32,281</b>	<b>(67)</b>	<b>(1,323)</b>
<b>Income</b>						
<i>Revenue</i>						
User charges and fees		445	241	213	(204)	28
Commonwealth grants and contributions		224	209	200	(15)	9
Interest revenue		32	8	5	(24)	3
Bequest contributions		-	38	3	38	35
Impairment losses reversed		-	1,496	-	1,496	1,496
Other revenue		455	758	666	758	92
<b>Total revenue</b>		<b>1,155</b>	<b>2,750</b>	<b>1,087</b>	<b>1,595</b>	<b>1,663</b>
<b>Total income other than income from State Government</b>		<b>1,155</b>	<b>2,750</b>	<b>1,087</b>	<b>1,595</b>	<b>1,663</b>
<b>NET COST OF SERVICES</b>		<b>29,870</b>	<b>28,208</b>	<b>31,194</b>	<b>(1,662)</b>	<b>(2,986)</b>
<b>INCOME FROM STATE GOVERNMENT</b>						
Service appropriation		28,208	28,323	29,012	115	(689)
Asset/liabilities assumed/(transferred)		-	27	(9)	27	36
Services received free of charge	E	830	1,095	762	265	333
Royalties for Regions Fund		250	220	181	(30)	39
Grants from other state government agencies		-	100	25	100	75
<b>Total income from State Government</b>		<b>29,288</b>	<b>29,765</b>	<b>29,971</b>	<b>477</b>	<b>(206)</b>
<b>DEFICIT FOR THE PERIOD</b>		<b>(582)</b>	<b>1,557</b>	<b>(1,223)</b>	<b>2,139</b>	<b>2,780</b>
<b>OTHER COMPREHENSIVE INCOME</b>						
<b>Items not reclassified subsequently to profit or loss</b>						
Changes in asset revaluation reserve	F	-	(2,793)	30,997	(2,793)	(33,790)
<b>Total other comprehensive income</b>		<b>-</b>	<b>(2,793)</b>	<b>30,997</b>	<b>(2,793)</b>	<b>(33,790)</b>
<b>TOTAL COMPREHENSIVE INCOME FOR THE PERIOD</b>		<b>(582)</b>	<b>(1,236)</b>	<b>29,774</b>	<b>(654)</b>	<b>(31,010)</b>



# Notes to the Financial Statements

FOR THE YEAR ENDED 30 JUNE 2022

## 8.10.1 (continued)

### Major Estimate and Actual (2022) Variance Narratives

1. Other expenses exceeded estimates by \$0.347 million largely due to the impact of a deferred workers compensation performance adjustment of \$0.3 million not included in the formulation of the 2021-22 estimates.

### Major Actual (2022) and Comparative (2021) Variance Narratives

- A. Supplies and services decreased by \$0.741 million mainly due to reduced spending on the purchase of online resources to be used state wide. In 2020-2021 the Library Board exceeded estimates by \$1.089 million to acquire online licences on behalf of Public Libraries and funds were transferred from grants and subsidies to supplies and services.
- B. Depreciation and Amortisation expenses decreased by \$0.413 million mainly due to decline in the State Library Collections acquisition over the years. The State Library Collections are depreciated by expensing the value of the tenth oldest year's acquisitions.
- C. Impairment losses and write-downs is nil for 2021-22. As the building is classified as a right-of-use concessionary lease (building) asset at cost. Subsequent measurement of the right-of-use asset AASB 16.33 requires right-of-use assets to be assessed for impairment and to account for any impairment loss identified. The building was revalued as at 1 July 2021 by the Western Australian Land Information Authority (Valuations and Property Analytics). The depreciated replacement cost (recoverable amount) of the building as at the previous year was higher than the carrying amount of the right-of-use concessionary lease (building) asset at cost.
- D. Grants and subsidies increased by \$1.370 million as the Library Board did not transfer any additional funding to online resources similar to 2020-21. \$0.2 million was spent in 2021-22 as part of the expansion of Better Beginning program in the Kimberley and Pilbara regions.
- E. Services received free of charge increased by \$0.333 million mainly for additional maintenance and minor work undertaken by The Department of Local Government, Sport and Cultural Industries after the approval of 2022 Estimates.
- F. Changes in asset revaluation reserve decreased by \$33.790 million as the Library collection value decreased by \$2.793 in 2021-2022 and the reserve increase by \$30.997 in 2020-2021 was due to revaluation of the Library collections.

## THE LIBRARY BOARD OF WESTERN AUSTRALIA

## Notes to the Financial Statements

FOR THE YEAR ENDED 30 JUNE 2022

## 8.10.2 Statement of Financial Position Variances

Variance Notes	Estimate 2022 \$'000	Actual 2022 \$'000	Actual 2021 \$'000	Variance between actual and estimate \$'000	Variance between actual results for 2022 and 2021 \$'000
<b>Statement of Financial Position (Controlled Operations)</b>					
<b>ASSETS</b>					
<b>Current Assets</b>					
Cash and cash equivalents	1,203	1,390	1,823	187	(433)
Restricted cash and cash equivalents	712	1,229	712	517	517
Receivables	305	241	427	(64)	(186)
Amounts receivable for services	1,225	1,225	1,225	-	-
Other current assets	347	511	393	164	118
<b>Total Current Assets</b>	<b>3,792</b>	<b>4,596</b>	<b>4,580</b>	<b>804</b>	<b>16</b>
<b>Non-Current Assets</b>					
Restricted cash and cash equivalents	1,691	1,725	1,691	34	34
Amounts receivable for services	32,030	32,682	32,356	652	326
Property, plant and equipment	325	661	459	336	202
Right-of-use assets	36,307	37,815	36,861	1,508	954
Library collections	72,816	99,229	101,687	26,413	(2,458)
<b>Total Non-Current Assets</b>	<b>143,169</b>	<b>172,112</b>	<b>173,054</b>	<b>28,943</b>	<b>(942)</b>
<b>TOTAL ASSETS</b>	<b>146,961</b>	<b>176,708</b>	<b>177,634</b>	<b>29,747</b>	<b>(926)</b>
<b>LIABILITIES</b>					
<b>Current Liabilities</b>					
Payables	268	1,388	795	1,120	593
Lease liabilities	-	31	1	31	30
Employee related provisions	2,457	2,328	2,457	(129)	(129)
Other current liabilities	60	18	59	(42)	(41)
<b>Total Current Liabilities</b>	<b>2,785</b>	<b>3,765</b>	<b>3,312</b>	<b>980</b>	<b>453</b>
<b>Non-Current Liabilities</b>					
Employee related provisions	424	281	424	(143)	(143)
<b>Total Non-Current Liabilities</b>	<b>424</b>	<b>281</b>	<b>424</b>	<b>(143)</b>	<b>(143)</b>
<b>TOTAL LIABILITIES</b>	<b>3,209</b>	<b>4,046</b>	<b>3,736</b>	<b>837</b>	<b>310</b>
<b>NET ASSETS</b>	<b>143,752</b>	<b>172,662</b>	<b>173,898</b>	<b>28,910</b>	<b>(1,236)</b>
<b>EQUITY</b>					
Contributed equity	57,230	57,305	57,305	75	-
Reserves	42,252	68,689	71,482	26,437	(2,793)
Accumulated surplus/(deficit)	44,270	46,668	45,111	2,398	1,557
<b>TOTAL EQUITY</b>	<b>143,752</b>	<b>172,662</b>	<b>173,898</b>	<b>28,910</b>	<b>(1,236)</b>

# Notes to the Financial Statements

FOR THE YEAR ENDED 30 JUNE 2022

## 8.10.2 (continued)

### Major Estimate and Actual (2022) Variance Narratives

1. Library collections is above estimate by \$26.413 million predominantly due to revaluations of the collection undertaken by external valuers in 2020-21 after the estimate's approval. The estimate included the Library collections without the revaluation increment.
2. Library collections is above estimate by \$26.437 million predominantly due to revaluations of the collection undertaken by external valuers in 2020-21 after the estimate's approval. The estimate included the Library collections without the revaluation increment.

## THE LIBRARY BOARD OF WESTERN AUSTRALIA

## Notes to the Financial Statements

FOR THE YEAR ENDED 30 JUNE 2022

## 8.10.3 Statement of Cash Flows Variances

	Variance Notes	Estimate 2022 \$'000	Actual 2022 \$'000	Actual 2021 \$'000	Variance between estimate and actual \$'000	Variance between actual results for 2022 and 2021 \$'000
<b>Statement of Cash Flows (Controlled Operations)</b>						
<b>CASH FLOWS FROM STATE GOVERNMENT</b>						
Service appropriation		26,657	26,772	25,433	115	1,339
Holding account drawdowns		1,225	1,225	1,225	-	-
State Government grants and subsidies		-	125	-	125	125
Royalties for Regions Fund		250	220	181	(30)	39
<b>Net cash provided by State Government</b>		<b>28,132</b>	<b>28,342</b>	<b>26,839</b>	<b>210</b>	<b>1,503</b>
<b>CASH FLOWS FROM OPERATING ACTIVITIES</b>						
<b>Payments</b>						
Employee benefits		(12,875)	(12,623)	(12,307)	252	(316)
Supplies and services	4, G	(4,582)	(3,966)	(5,360)	616	1,394
Accommodation	5	(2,222)	(1,468)	(1,181)	754	(287)
Grants and subsidies	H	(8,897)	(9,722)	(7,683)	(825)	(2,039)
GST payments on purchases		(1,570)	(1,403)	(1,419)	167	16
Other payments		-	(640)	(716)	(640)	76
<b>Receipts</b>						
User charges and fees		445	227	200	(218)	27
Commonwealth grants and contributions		224	209	200	(15)	9
Interest received		32	5	6	(27)	(1)
GST receipts on sales		101	117	55	16	62
GST receipts from taxation authority		1,363	1,316	1,383	(47)	(67)
Other receipts	6, I	454	951	474	497	477
<b>Net cash used in operating activities</b>		<b>(27,527)</b>	<b>(26,997)</b>	<b>(26,348)</b>	<b>530</b>	<b>(649)</b>
<b>CASH FLOWS FROM INVESTING ACTIVITIES</b>						
Purchase of non-current physical assets	J	(1,225)	(1,219)	(875)	6	(344)
<b>Net cash (used in) investing activities</b>		<b>(1,225)</b>	<b>(1,219)</b>	<b>(875)</b>	<b>6</b>	<b>(344)</b>
<b>CASH FLOWS FROM FINANCING ACTIVITIES</b>						
Principal elements of lease payments		-	(8)	(5)	(8)	(3)
<b>Net cash used in financing activities</b>		<b>-</b>	<b>(8)</b>	<b>(5)</b>	<b>(8)</b>	<b>(3)</b>
<b>Net increase/(decrease) in cash and cash equivalents</b>		<b>(620)</b>	<b>118</b>	<b>(389)</b>	<b>738</b>	<b>507</b>
<b>Cash and cash equivalents at the beginning of the reporting period</b>		<b>4,226</b>	<b>4,226</b>	<b>4,615</b>	<b>-</b>	<b>389</b>
<b>Cash and cash equivalents at the end of the reporting period</b>		<b>3,606</b>	<b>4,344</b>	<b>4,226</b>	<b>738</b>	<b>896</b>

# Notes to the Financial Statements

FOR THE YEAR ENDED 30 JUNE 2022

## 8.10.3 (continued)

### Major Estimate and Actual (2022) Variance Narratives

1. Supplies and services decreased by \$0.616 million on cash basis mainly due to expenses being accrued but not paid before the end of 2021-22.
2. Accommodation decreased by \$0.754 million on cash basis due to expenses being accrued but not paid before the end of 2021-22.
3. Other receipts increased by \$0.497 million mainly due to receipting of Rio Tinto funding for \$0.292. Rio Tinto invoices on a calendar year so amount received was not included in the estimate. The Library Board recouped \$0.132 million in prior year expenditure and salaries and wages. The recoups were not included in the estimate

### Major Actual (2022) and Comparative (2021) Variance Narratives

- A. Supplies and services decreased by \$1.394 million mainly due to reduced spending on the purchase of online resources to be used state wide.
- B. Grants and subsidies increased by \$2.039 million as the Library Board did not transfer any additional funding to online resources similar to 2020-21. \$0.2 million was spent in 2021-22 as part of the expansion of Better Beginning program in the Kimberley and Pilbara regions. The Library board undertook the delivery of Service WA grants to Local Government in the amount of \$0.277 million.
- C. Other receipts increased by \$0.477 million mainly due to receipting of Rio Tinto funding for \$0.292. Rio Tinto invoices on a calendar year so amount received was not included in the estimate. The Library Board recouped \$0.132 million in prior year expenditure and salaries and wages.
- D. Purchase of non-current physical assets increased by \$0.344 as the Library spent \$1.219 million out of the allocated amount of \$1.225 million in 2021-22. In 2020-21 only \$0.875 million was spent out of the allocated \$1.225 million.

# Key Performance Indicators

# 2021 2022



**Government Goal: *Better Places: A quality environment with liveable and affordable communities and vibrant regions.*****Outcome 1:** The Western Australian community has access to the State Library's collections, services and programs.**Key Effectiveness Indicator:** Number of State Library accesses**Description:** The State Library provides a wide range of information and services to the community directly from the State Library Building and online through its website and with community partners through various programs. This indicator measures the extent to which the community utilises the State Library's collections, services and programs in person and online.

2021-2022 Target	2021-2022 Actual	Outcome against target	2020-2021 Actual	Commentary:
9,619,290	7,958,954	-17%	9,349,466	The number of accesses to collections, services and programs is 17 percent below the target and 15 percent below the previous year. The COVID-19 pandemic continues to impact the ways in which people access State Library facilities, services and programs. This year, there was a 29 percent increase in social media engagement (2.9 million) and a 31 percent increase in the use of licensed online resources (0.89 million) including the popular family history resource, <i>Ancestry Library Edition</i> . While this online engagement grew, there was a 22 percent decrease in the number of visitors to the Library building (0.35 million visitors in 2021-2022). There was also a significant decrease in accesses to Western Australian newspapers via Trove; a 70 percent decrease from the previous year. Trove usage has been down nationwide with the sharpest decline being observed in international usage, but Australian usage was also lower than in previous years. The Library is investigating several possible factors, including environmental and external factors.

**Key Effectiveness Indicator:** Percentage of visitors who are satisfied with State Library services.**Description:** This measures the extent to which the Library's collections, services and programs meet the needs of the community.

2021-2022 Target	2021-2022 Actual	Outcome against target	2020-2021 Actual	Commentary:
95.00%	94.93%	-0.07%	95.01%	More than 400 State Library clients gave feedback on State Library collections, services and facilities. Client satisfaction with the State Library remains high.

**Key Efficiency Measure Average:** Cost per State Library access.**Description:** Total cost of services attributed to State Library Services divided by the number of accesses.

2021-2022 Target	2021-2022 Actual	Outcome against target	2020-2021 Actual	Commentary:
\$1.42	\$1.82	\$0.40	\$1.66	This indicator is 28% above target. The increase from the previous year is due to a decrease in the number of State Library accesses and an increase in costs associated with these accesses.

**Outcome 2:** The Western Australian community engages with public library collections, services and programs.

**Key Effectiveness Indicator:** Percentage of Western Australians that are a member of a public library.

**Description:** The SLWA works in partnership with local governments to support community engagement with public library collections, services and programs. This measures the extent to which the community engages with the Western Australian public library network.

2021-2022 Target	2021-2022 Actual	Outcome against target	2020-2021 Actual	Commentary:
37.5%	37.9%	0.4%	38.2%	<p>The percentage of the Western Australia public that are members of a public library decreased slightly from the previous year.</p> <p>Note – that this is a lagging measure as actual results for active public library members (for the reporting period) are unavailable before the 90-day deadline for agency annual reports to be tabled in Parliament. Therefore, this indicator is calculated from averaging the previous two years active library members.</p>

**Key Efficiency Measure:** Average cost of State Government support for public library services per public library member.


**Description:** Total cost of services attributed to Public Library Services divided by the number of library members. This cost does not include local government costs for providing public library services to their communities.

2021-2022 Target	2021-2022 Actual	Outcome against target	2020-2021 Actual	Commentary:
\$17.47	\$16.20	-\$1.27	\$16.51	<p>The outcome against the target is negative, meaning the average cost of State Government support for public library services per public library members was below target. The 6 percent decrease in costs compared the target and 2 percent decrease compared to the previous year was caused by a shortfall in expenditure due to issues such as difficulties in staff recruitment.</p> <p>Note, this is a lagging measure as actual results for active public library members (for the reporting period) are unavailable before the 90-day deadline for agency annual reports to be tabled in Parliament. Therefore, this indicator is calculated from averaging the previous two years active library members against the total cost of services for the current year.</p>



### CERTIFICATION OF KEY PERFORMANCE INDICATORS

We hereby certify that the key performance indicators are based on proper records, are relevant and appropriate for assisting users to assess the Library Board of Western Australia's performance, and fairly represent the performance of the Library Board of Western Australia for the financial year ended 30 June 2022.




**Hon. John Day**

Chairman

Library Board of Western Australia

1 September 2022



**Jenny Archibald**

Vice Chairman

Library Board of Western Australia

1 September 2022

# Budget Estimates

# 2021 2022



## TI953 Budget Estimates

### STATEMENT OF COMPREHENSIVE INCOME FOR THE PERIOD ENDING 30 JUNE 2023

	<b>Estimate \$000</b>		<b>Estimate \$000</b>
<b>COST OF SERVICES</b>		<b>INCOME FROM STATE GOVERNMENT</b>	
<b>Expenses</b>		Service appropriation	28,214
Employee benefits	13,261	Royalties for Regions Fund	250
Supplies and services	5,443	Resources received free of charge	830
Depreciation and amortisation expense	1,551	Interest revenue	32
Accommodation	2,470	Assets Transferred / (Assumed)	0
Grants and subsidies	8,897	Grants and subsidies from State Government	1,010
Cost of sales	0	Other Revenue	0
Finance and interest costs	0	<b>TOTAL INCOME FROM STATE GOVERNMENT</b>	<b>30,336</b>
Other expenses	128	<b>SURPLUS / (DEFICIENCY) FOR THE PERIOD</b>	<b>(432)</b>
<b>TOTAL COST OF SERVICES</b>	<b>31,750</b>		
<b>Income</b>			
User charges and fees	304		
Sales	0		
Regulatory fees and fines	0		
Grants and subsidies	454		
Sponsorship	0		
Donated works of art	0		
Bequest trust and special purpose funds contributions	0		
Commonwealth grants and contributions	224		
Other revenue	0		
<b>Total Income</b>	<b>982</b>		
<b>NET COST OF SERVICES</b>	<b>30,768</b>		

# TI953 Budget Estimates

## STATEMENT OF FINANCIAL POSITION

FOR THE PERIOD ENDING 30 JUNE 2023

	Estimate \$000		Estimate \$000
<b>ASSETS</b>		<b>LIABILITIES</b>	
<b>Current Assets</b>		<b>Current Liabilities</b>	
Cash and cash equivalents	891	Payables	295
Restricted cash and cash equivalents	712	Provisions	2,457
Inventories	0	Funds held in trust	0
Receivables	427	Borrowings and leases	0
Amounts receivable for services	1,225	Other	60
Other current assets	393	<b>Total Current Liabilities</b>	<b>2,812</b>
<b>Total Current Assets</b>	<b>3,648</b>		
<b>Non-Current Assets</b>		<b>Non-Current Liabilities</b>	
Restricted cash and cash equivalents	1,691	Provisions	424
Amounts receivable for services	32,682	Borrowings and leases	0
Other financial assets	0	Other	0
Property, plant and equipment	346	<b>Total Non-Current Liabilities</b>	<b>424</b>
Library Collections	97,483	<b>TOTAL LIABILITIES</b>	<b>3,236</b>
Museum Collections	0		
Works of Art	4,937	<b>EQUITY</b>	
Right of use assets	36,307	Contributed equity	57,697
Intangibles	0	Reserves	71,482
Other non current assets	0	Accumulated surplus/(deficit)	44,679
<b>Total Non-Current Assets</b>	<b>173,446</b>	<b>TOTAL EQUITY</b>	<b>173,858</b>
<b>TOTAL ASSETS</b>	<b>177,094</b>	<b>TOTAL LIABILITIES AND EQUITY</b>	<b>177,094</b>

## TI953 Budget Estimates

### STATEMENT OF CASH FLOWS

FOR THE PERIOD ENDING 30 JUNE 2023

	<b>Estimate \$000</b>		<b>Estimate \$000</b>
<b>CASH FLOWS FROM STATE GOVERNMENT</b>		<b>Receipts</b>	
Service appropriations	26,663	Receipts into trust fund	
Capital appropriation	392	Sale of goods and services	
Holding account drawdowns	1,225	User charges and fees	304
Royalties for Regions Fund	250	Regulatory fees and fines	
Interest revenue	32	Grants and subsidies	454
State grants and subsidies	1,010	Commonwealth grants and contributions	224
Other	0	Interest received	
<b>Net Cash provided by State Government</b>	<b><u>29,572</u></b>	Sponsorship	
<b>CASH FLOWS FROM OPERATING ACTIVITIES</b>		Bequest trust and special purpose funds contributions	
<b>Payments</b>		GST receipts	101.07
Payment from trust fund		GST receipts from taxation authority	1,334.03
Employee benefits	(13,261)	Other receipts	
Supplies and services	(5,353)	<b>Net cash from operating activities</b>	<b><u>(28,887)</u></b>
Accommodation	(2,223)	<b>CASH FLOWS FROM INVESTING ACTIVITIES</b>	
Grants and subsidies	(8,897)	Purchase of non-current assets	(1,617)
GST payments on purchases	(1,570)	<b>Net cash from investing activities</b>	<b><u>(1,617)</u></b>
GST payments to tax authority		<b>CASH FLOWS FROM FINANCING ACTIVITIES</b>	
Finance and interest costs		Repayment of borrowings and leases	0
Other payments		<b>Net cash from financing activities</b>	<b><u>0</u></b>
		<b>NET INCREASE/(DECREASE) IN CASH HELD</b>	<b><u>(932)</u></b>
		Cash assets at the beginning of the reporting period	4,226
		<b>Cash assets at the end of the reporting period</b>	<b><u>3,294</u></b>

# Appendices



# 2021 2022

## SECTION 9: APPENDICES

## Service Delivery

	2017-2018	2018-2019	2019-2020	2020-2021	2021-2022
<b>State Library visits</b>					
State Library building visits	1,165,186	1,209,175	770,327	449,085	347,984
State Library website visits	694,156	618,474	686,282	746,598	714,578
<b>State Library services</b>					
Membership of State Library	26,929	26,992	30,215	82,661	89,531
Information enquiries (in person and online)	20,633	19,835	19,031	17,046	19,006
Attendance at training, tours and events – in person and online	33,602	39,338	43,643	26,971	29,454
Loans to Library members	26,576	27,940	22,499	25,664	23,506
<b>Online collections</b>					
Downloads of online resources (licensed)	371,928	298,735	633,635	681,597	894,543
Digital objects available (State Library collections)	249,918	263,096	281,692	323,518	319,987
Digital objects created from State Library Heritage collections (digitisation)	115,351	60,747	35,197	54,021	21,170
<b>Collection services</b>					
Heritage collections titles catalogued	15,058	9,273	8,808	8,808	8,808
Non-heritage collections titles catalogued	1,077	429	451	1,170	1,993
<b>Services to public libraries</b>					
Number of public libraries	232	233	233	233	232
Items dispatched to refresh public library collections	346,093	367,715	355,947	294,444	277,781
New items delivered to public libraries	285,425	299,837	306,236	263,235	259,522
Public libraries titles catalogued	87,789	101,526	86,894	105,028	78,545
Enquiries and consultancies	3,408	2,507	2,436	2,214	1,643
Public library staff attending training (in person and online)	550	447	557	714	983
Number of inter library loans between local governments*			51,621	61,879	65,868
<b>Services to public libraries</b>					
Facebook engagements*				1,934,900	2,892,800
Facebook reach*				9,700,000	15,000,000
Facebook followers*				39,638	52,271
Instagram followers*				3,826	4,579
Twitter followers*				6,268	6,558
Soundcloud streams*					2,259
YouTube views*				70,437	56,608

\*New count, historical data not available

## SECTION 9: APPENDICES

## Stock

	2017-2018	2018-2019	2019-2020	2020-2021	2021-2022
<b>Heritage Collections</b>					
Book titles	113,068	116,321	118,535	119,459	92,964
Book volumes	187,165	190,375	192,465	150,774	153,705
Magazine titles	27,881	28,089	28,130	23,826	22,770
Microfilm (reels)	11,937	12,002	12,052	12,102	12,102
Maps	35,737	17,699	17,905	21,202	21,709
Ephemera (metres)	23.52	23.52	23.52	23.52	23.52
Pictorial images	694,511	702,335	708,693	763,463	693,401
Motion pictures	7,999	8,176	8,495	24,194	25,044
Oral history hours of audio	17,538	17,743	18,032	18,735	18,974
Oral history transcripts	3,948	3,998	4,257	4,531	4,733
Private archives (metres)	4,315	4,348	4,413	4,512	4,555
Sound recordings	7,417	7,497	7,884	7,897	12,562

Where available, stock counts are taken from collection valuation data. Variation in past year counts may reflect different methodologies for counting collection items.

**Non-Heritage Collections**

Book (volumes)	190,463	194,235	198,398	203,018	190,197
Current print magazines and newspaper titles	562	444	503	548	224
Current online magazine and newspaper titles	34,737	41,594	82,924	51,045	49,563
Microfilm (reels)	17,013	17,295	17,513	17,717	17,780
Music scores	42,641	42,636	45,011	45,017	42,959
Maps	23,717	23,717	23,717	23,717	23,717

	2017-2018	2018-2019	2019-2020	2020-2021	2021-2022
<b>Public Library Collections</b>					
Adult non-fiction	793,799	764,884	714,010	666,110	641,590
Adult fiction	934,837	911,227	883,091	857,795	856,390
Junior	943,366	926,223	910,923	872,641	866,357
<b>Total stock</b>	<b>2,672,002</b>	<b>2,602,334</b>	<b>2,508,024</b>	<b>2,396,546</b>	<b>2,364,337</b>
Special Formats ( <i>included above</i> )					
Languages Other Than English (LOTE)	64,655	64,564	64,797	67,152	61,357
Large Print books	157,035	159,430	162,508	155,376	132,470
Ebooks	58,274	59,666	74,636	82,684	87,646
Eaudiobooks/audiobooks	158,072	157,737	154,889	163,614	153,880
Videos/DVDs	233,418	228,420	212,919	185,711	185,129